



## Summary

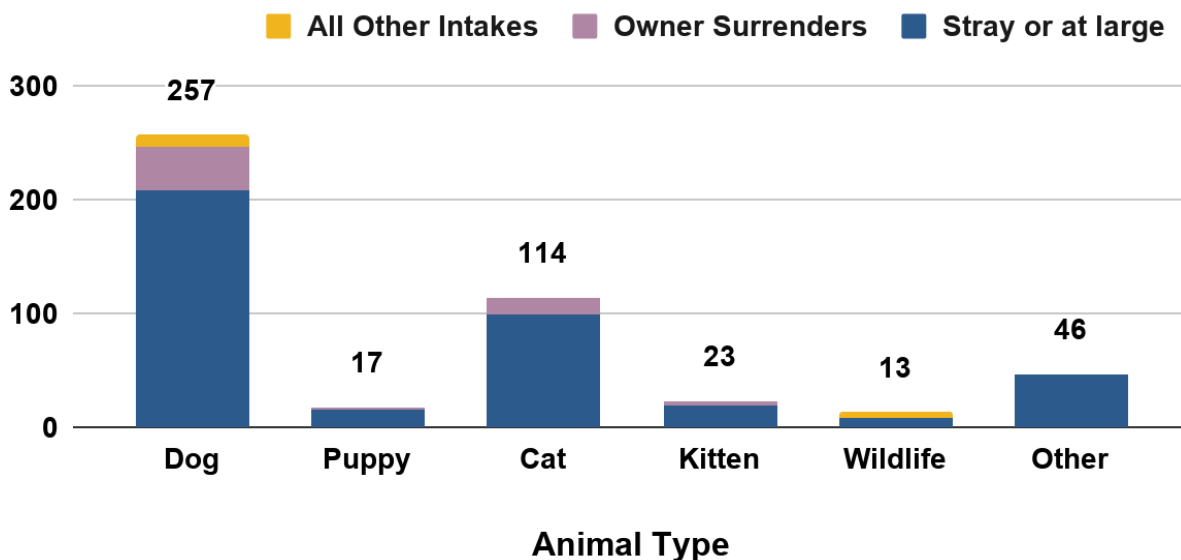
The March 2026 monthly report includes return to owner (RTO) rates for found animals, average length of stay (LOS), and live-release-rates. These are key industry measures for the effectiveness of shelter operations to reunite or find placements for animals. There are also numbers of volunteer hours, and donation fund revenue, expenses, and balances.

## Animal Intake

MCAS accepted stray dogs, sick, injured or at-risk adult cats and kittens from the public. Officers also picked up stray or lost animals. Owner-surrendered animals were accepted on a case by case basis, depending on urgent circumstances; *adoption returns are also included in the total*. Other intakes represent animals placed into emergency custody by Animal Services officers, injured wildlife, or shelter offspring.

Intake Type	Dog	Puppy	Cat	Kitten	Wildlife	Other	Total
Stray or at large	209	16	100	19	9	46	<b>399</b>
Owner Surrenders	37	1	13	4	0	0	<b>55</b>
All Other Intakes	11	0	1	0	4	0	<b>16</b>
<b>Total Live Intake</b>	<b>257</b>	<b>17</b>	<b>114</b>	<b>23</b>	<b>13</b>	<b>46</b>	<b>470</b>

### Animal Intake by Type and Circumstance



## Veterinary Care Provided

Animal Health and Animal Care staff provided a wide range of veterinary services to animals in care.

To keep animals healthy, Animal Health staff administered vaccinations, including rabies, [DA2PP](#) and Bordetella for dogs and puppies, and [FVRCP](#) for cats and kittens.



They provided health exams and consultations, including routine exams, wound checks, pre-surgery checkups, behavior assessments, and reviewing test results or diagnoses with foster volunteers. *Due to veterinary staff availability, spay and neuter surgeries for shelter animals were limited.*

*Some pre-adoption spay & neuter surgeries were completed at Oregon Humane Society (OHS) and Feral Cat Coalition of Oregon (FCCO).*



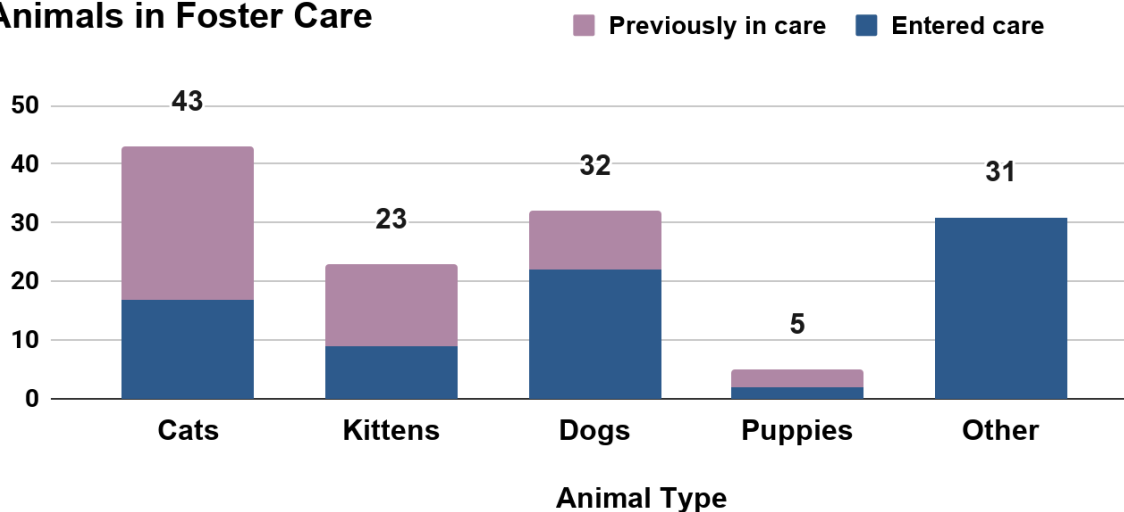
Veterinary Service	Cats	Kittens	Dogs	Puppies	Other	Total
Health Exams & Consults	306	67	626	63	283	1,137
Spay & Neuter Surgeries	63	36	96	13	2	210
Medications Administered	36	4	32	1	0	73
Tests & Diagnostics	11	1	4	4	0	20
Vaccinations	148	67	446	70	3	734
Other Vet Treatments	184	155	460	86	12	897
<b>Total Services</b>	<b>748</b>	<b>330</b>	<b>1,664</b>	<b>237</b>	<b>300</b>	<b>3,071</b>

## Fostered Animals

The majority of animals in foster care were kittens, dogs, cats, and puppies. Many animals entered and left foster care over the course of the month, so the total number represents the cumulative total, and not the maximum number of animals in care at one time. **Thank you to 93 foster volunteers for your lifesaving service.**

Animal type	Entered care	Previously in care	Total in foster care	Returned from care
Cats	17	26	43	15
Kittens	9	14	23	11
Dogs	22	10	32	29
Puppies	2	3	5	5
Other	31	0	31	2
<b>Total</b>	<b>81</b>	<b>53</b>	<b>134</b>	<b>62</b>

Animals in Foster Care



## Animal Outcomes

Length of Stay (LOS)	Dog	Puppy	Cat	Kitten	Overall
Average Days	14	7	15	13	13

Return to Owner (RTO)*	Dog	Puppy	Cat	Kitten	Other	Total
Stray (No ID)	36%	14%	7%	0%	5%	20%
Stray (With ID)	71%	50%	35%	n/a	0%	60%
<b>Average RTO Rate</b>	<b>51%</b>	<b>19%</b>	<b>16%</b>	<b>0%</b>	<b>4%</b>	<b>33%</b>

\*RTO is calculated only for reclaimed animals with a stray intake circumstance.

Live Release Rate (Live Outcomes / Total Outcomes)\*

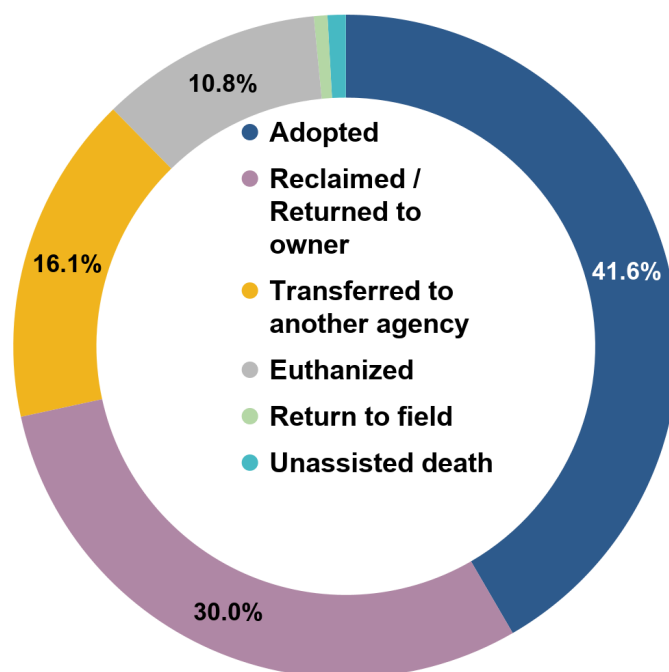
Dog	Puppy	Cat	Kitten	Wildlife	Other	Domestic Total	Total
91%	100%	86%	100%	31%	79%	90%	88%

189 or 41.6% of animals were adopted.

136 or 30% of animals were reclaimed by their owners. *The majority of animals represented in these outcomes were dogs with a license and/or microchip for owner-contact.*

73 or 16.1% of animals were transferred to another agency.

49 or 10.8% of animals were humanely euthanized, including cases of injured wildlife, injured or severely sick cats and kittens, and other domestic animals for medical reasons, or for behavioral issues which would make an animal unsafe to place back into the community. [Cat intake is officially limited to cases where the cat is sick or injured, or in immediate danger due to cruelty, neglect,](#)



# March 2026 - Agency Monthly Report

[and similar circumstances](#). There is decreased intake volume for cats, and an increased percentage of medically-recommended euthanasia for adult cats due to these intake conditions.

3 or 0.7% of animals were returned to the field at the location where they were found.

4 or 0.9% of animals died unassisted while in care.

Outcome Type	Dog	Puppy	Cat	Kitten	Wildlife	Other	Total
Adopted	107	8	53	17	0	4	<b>189</b>
Reclaimed / returned to owner	114	3	16	0	1	2	<b>136</b>
Transferred to another agency	31	4	29	1	3	5	<b>73</b>
Euthanized	25	0	16	0	7	1	<b>49</b>
Return to field	0	0	3	0	0	0	<b>3</b>
Unassisted death	0	0	0	0	2	2	<b>4</b>
Other outcomes	0	0	0	0	0	0	<b>0</b>
<b>Total</b>	<b>277</b>	<b>15</b>	<b>117</b>	<b>18</b>	<b>13</b>	<b>14</b>	<b>454</b>

## Transfers

MCAS transferred 73 or 16.1% of shelter animals to other shelters and rescues. ***Thank you to our community partners for your lifesaving work.***

- Oregon Humane
- Cat Adoption Team
- Washington Department Of Corrections
- Harmony New Beginnings Animal Rescue
- Bird Alliance Of Oregon
- Stumptown Strays
- Oregon Humane - Salem Campus
- Oregon Dachshund Rescue
- One Tail at a Time Dog Rescue, LLC
- Animal Aid Inc.
- Street Dog Hero
- Senior Dog Rescue of Oregon
- Second Chance Companions
- Safe Haven Humane Society
- Sadie's Safe House Chihuahua Rescue
- Rose City Rabbit Rescue
- Pacific Pug Rescue
- Oregon Small Animal Resources Rescue
- Hiss & Hers Herp Hobbies
- Lavender Haven Sanctuary And Rescue
- Hope's Haven
- Evergreen Pet Supply

## Volunteers

Volunteer contributions are essential to our daily operations and the well-being of our community's animals. These efforts span a wide range of activities, from direct animal care to crucial operational support. A vital network of foster volunteers provides specialized, in-home care for our most vulnerable animals, including neonatal kittens, puppies, and those with medical or behavioral needs. At the shelter, volunteers ensure that animals receive daily exercise and socialization, facilitate adoption "meet and greets," and maintain clean, enriched living environments. Furthermore, they provide indispensable support for foundational needs, such as laundry and dishwashing, and offer assistance to administrative staff and during special events.

**Thank you to our volunteers for your service to the pets and people of our community!**

<b>Volunteer Roles</b>	<b>Hours</b>	<b>Volunteers</b>	<b>FTE**</b>
Adoption	192	14	1.09
Animal Health	70	10	0.40
Cattery	294	22	1.67
Cleaning	256	54	1.45
Dogs	560	61	3.18
Enrichment Prep	53	13	0.30
Events	0	0	0.00
Foster	4,032	93	22.91
Kitten Clinic	0	0	0.00
Office	24	2	0.14
Transport	20	2	0.11
<b>Total</b>	<b>5,502</b>	<b>271</b>	<b>31.26</b>

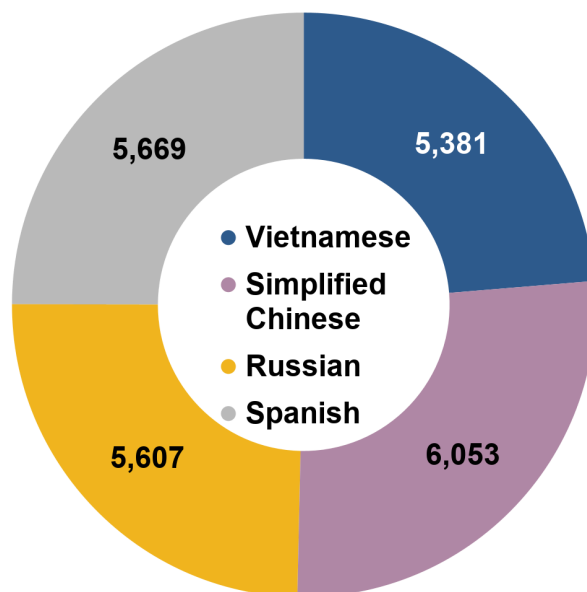
*\*\*FTE is the estimated equivalent number of full-time employees.*

## Online Resources

Many services provided by MCAS are accessible online, at multcopets.org. Members of the public can search for adoptable or lost / found pets, license their pets, and learn about other resources and news. MCAS website pages are translated into four languages.

Page Categories	Page Views
Adoptable Pets	212,993
Lost & Found Pets	64,541
Home Page Visits	24,840
Licensing Resources	19,245
News & Updates	5,600
Low-Cost Services	919
Kitten Resources	391
Field Services	1,501
Volunteering	1,431
Other Pages	24,626
<b>Total</b>	<b>356,087</b>

Translated Page Visits



## Donation Accounts (FY 2026 YTD)

Thank you to our donors for your support of animals in our care! Animal Services maintains [donation funds](#) restricted for specific purposes. Below is a summary for the fiscal year to date. More information about donation fund expense categories and program budgets can be reviewed on the [Multnomah County Budget Office](#) public dashboards, updated regularly.

Donation Fund	Beginning Balance	Revenue	Expenses	Ending Balance
Animal Care Fund (Dolly's Fund)	\$686,522	\$77,800	-\$55,410	\$708,912
Adoption & Outreach Fund	\$568,426	\$36,807	-\$328,495	\$276,738
Shelter Dreams Capital Fund	\$45,754	\$2,250	-\$4	\$48,000
Spay & Neuter Fund	\$41,379	\$31,391	-\$27	\$72,743
<b>Total</b>	<b>\$1,342,081</b>	<b>\$148,248</b>	<b>-\$383,936</b>	<b>\$1,106,393</b>

## Field Services

Field Services officers responded to many urgent needs of community members and their pets, conducting welfare checks to investigate potential cases of cruelty or neglect, investigating bites, loose-aggressive animals, and picking up stray, injured, abandoned, potentially dangerous, or deceased animals. Officers also responded to non-urgent calls such as barking dogs, animal trespass, and other community issues.

Dispatch Category	Count	Percentage
Welfare Check	101	17%
Dead	63	11%
Bite Investigation - Dog	55	9%
Confined Animal- Not Urgent	53	9%
Loose Animal- Injured / Aggressive / In Danger	51	9%
Loose Aggressive Follow-Up	47	8%
Emergency Custody	45	8%
Possibly Abandoned	31	5%
Transport To/from Shelter/vet	27	5%
Loose Animal- Nuisance	24	4%
Wildlife	20	3%
Other	82	14%
<b>Total</b>	<b>599</b>	<b>100%</b>

## Pet Licensing

MCAS issued 2,637 total new or renewed licenses.

Type	Cats	Dogs	Total
Licenses Issued	966	1,671	<b>2,637</b>