



## Summary

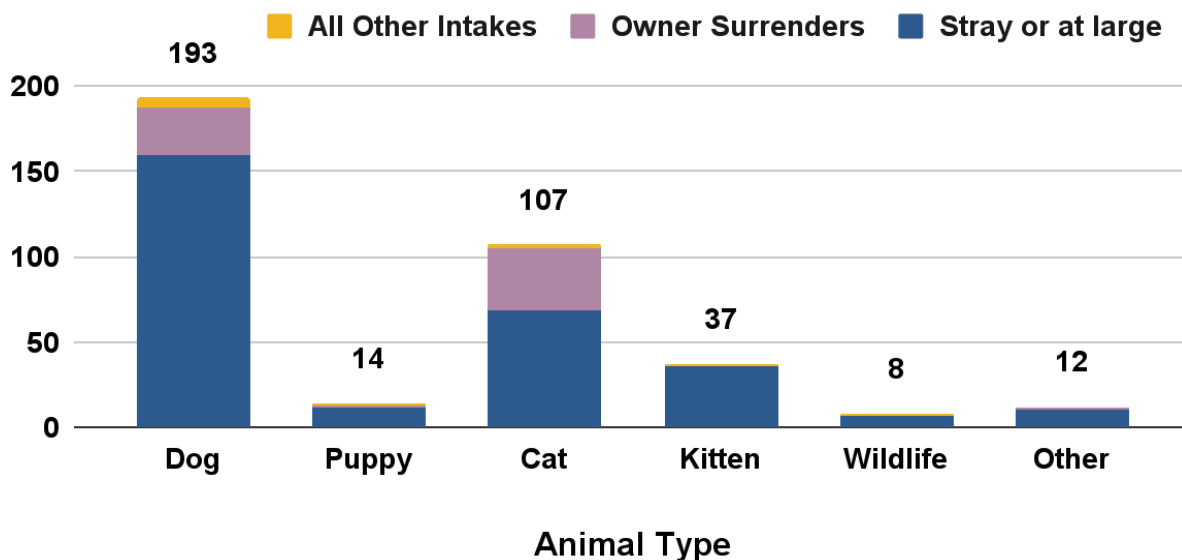
The February 2026 monthly report includes return to owner (RTO) rates for found animals, average length of stay (LOS), and live-release-rates. These are key industry measures for the effectiveness of shelter operations to reunite or find placements for animals. There are also numbers of volunteer hours, and donation fund revenue, expenses, and balances.

## Animal Intake

MCAS accepted stray dogs, sick, injured or at-risk adult cats and kittens from the public. Officers also picked up stray or lost animals. Owner-surrendered animals were accepted on a case by case basis, depending on urgent circumstances; *adoption returns are also included in the total*. Other intakes represent animals placed into emergency custody by Animal Services officers, injured wildlife, or shelter offspring.

Intake Type	Dog	Puppy	Cat	Kitten	Wildlife	Other	Total
Stray or at large	160	12	68	36	7	10	<b>293</b>
Owner Surrenders	28	1	37	0	0	2	<b>68</b>
All Other Intakes	5	1	2	1	1	0	<b>10</b>
<b>Total Live Intake</b>	<b>193</b>	<b>14</b>	<b>107</b>	<b>37</b>	<b>8</b>	<b>12</b>	<b>371</b>

### Animal Intake by Type and Circumstance



## Veterinary Care Provided

Animal Health and Animal Care staff provided a wide range of veterinary services to animals in care.

To keep animals healthy, Animal Health staff administered vaccinations, including rabies, [DA2PP](#) and Bordetella for dogs and puppies, and [FVRCP](#) for cats and kittens.



They provided health exams and consultations, including routine exams, wound checks, pre-surgery checkups, behavior assessments, and reviewing test results or diagnoses with foster volunteers. *Due to veterinary staff availability, spay and neuter surgeries for shelter animals were limited.*

*Some pre-adoption spay & neuter surgeries were completed at Oregon Humane Society (OHS) and Feral Cat Coalition of Oregon (FCCO).*



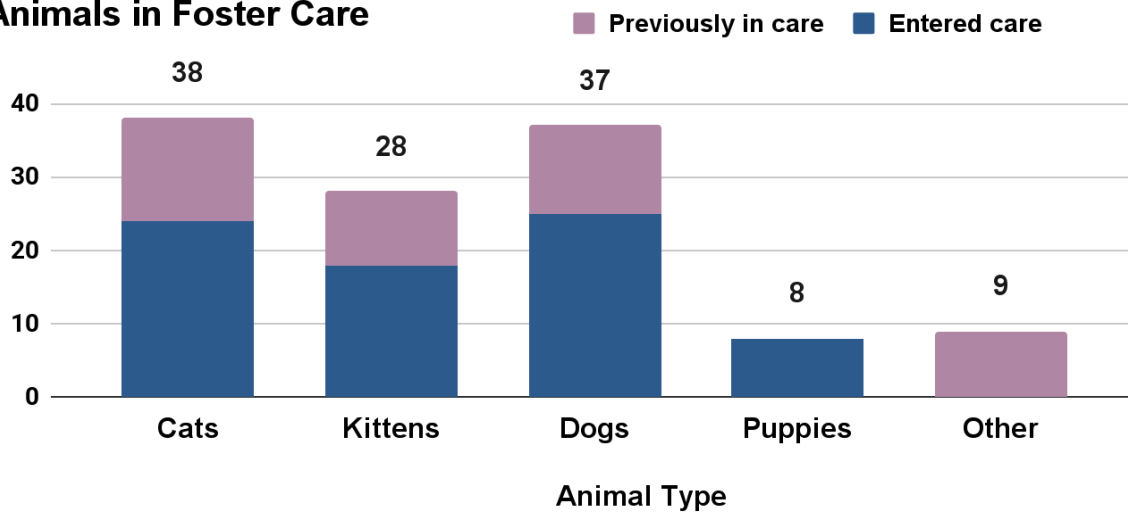
Veterinary Service	Cats	Kittens	Dogs	Puppies	Other	Total
Health Exams & Consults	264	86	641	35	161	1,052
Spay & Neuter Surgeries	60	18	48	9	4	139
Medications Administered	40	7	105	25	3	180
Tests & Diagnostics	12	1	4	0	0	17
Vaccinations	166	61	319	43	16	605
Other Vet Treatments	205	147	317	57	11	737
<b>Total Services</b>	<b>747</b>	<b>320</b>	<b>1,434</b>	<b>169</b>	<b>195</b>	<b>2,730</b>

## Fostered Animals

The majority of animals in foster care were kittens, dogs, cats, and puppies. Many animals entered and left foster care over the course of the month, so the total number represents the cumulative total, and not the maximum number of animals in care at one time. **Thank you to 89 foster volunteers for your lifesaving service.**

Animal type	Entered care	Previously in care	Total in foster care	Returned from care
Cats	24	14	38	11
Kittens	18	10	28	13
Dogs	25	12	37	21
Puppies	8	0	8	5
Other	0	9	9	9
<b>Total</b>	<b>75</b>	<b>45</b>	<b>120</b>	<b>59</b>

**Animals in Foster Care**



## Animal Outcomes

Length of Stay (LOS)	Dog	Puppy	Cat	Kitten	Overall
Average Days	16	7	15	11	15

Return to Owner (RTO)*	Dog	Puppy	Cat	Kitten	Other	Total
Stray (No ID)	41%	0%	11%	3%	0%	24%
Stray (With ID)	56%	33%	22%	0%	100%	46%
<b>Average RTO Rate</b>	<b>47%</b>	<b>8%</b>	<b>15%</b>	<b>3%</b>	<b>11%</b>	<b>31%</b>

\*RTO is calculated only for reclaimed animals with a stray intake circumstance.

Live Release Rate (Live Outcomes / Total Outcomes)\*

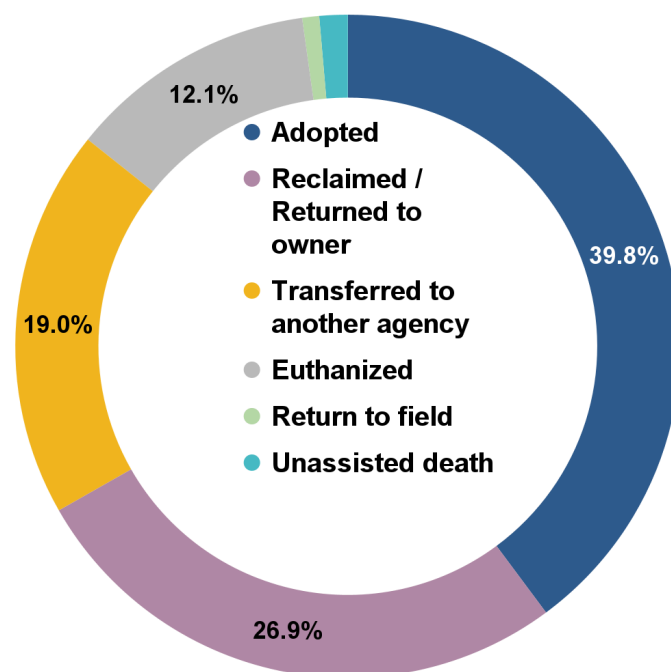
Dog	Puppy	Cat	Kitten	Wildlife	Other	Domestic Total	Total
89%	100%	83%	88%	44%	91%	88%	87%

145 or 39.8% of animals were adopted.

98 or 26.9% of animals were reclaimed by their owners. *The majority of animals represented in these outcomes were dogs with a license and/or microchip for owner-contact.*

69 or 19% of animals were transferred to another agency.

44 or 12.1% of animals were humanely euthanized, including cases of injured wildlife, injured or severely sick cats and kittens, and other domestic animals for medical reasons, or for behavioral issues which would make an animal unsafe to place back into the community. [Cat intake is officially limited to cases where the cat is sick or injured, or in immediate danger due to cruelty, neglect,](#)



# February 2026 - Agency Monthly Report

[and similar circumstances](#). There is decreased intake volume for cats, and an increased percentage of medically-recommended euthanasia for adult cats due to these intake conditions.

3 or 0.8% of animals were returned to the field at the location where they were found.  
5 or 1.4% of animals died unassisted while in care.

Outcome Type	Dog	Puppy	Cat	Kitten	Wildlife	Other	Total
Adopted	65	6	52	15	0	7	145
Reclaimed / returned to owner	82	2	11	1	0	2	98
Transferred to another agency	10	6	24	14	3	12	69
Euthanized	18	0	18	2	4	2	44
Return to field	0	0	2	0	1	0	3
Unassisted death	2	0	0	2	1	0	5
Other outcomes	0	0	0	0	0	0	0
<b>Total</b>	<b>177</b>	<b>14</b>	<b>107</b>	<b>34</b>	<b>9</b>	<b>23</b>	<b>364</b>

## Transfers

MCAS transferred 69 or 19% of shelter animals to other shelters and rescues. ***Thank you to our community partners for your lifesaving work.***

- Oregon Humane
- Cat Adoption Team
- Evergreen Pet Supply
- Oregon Humane Salem Campus
- I Paved It Forward
- Bird Alliance Of Oregon
- Street Savvy Dog Rescue
- Rose City Rabbit Rescue
- One Tail at a Time Dog Rescue, LLC
- NW Animal Companions
- Hiss & Hers Herp Hobbies
- Bulldog Haven NW

## Volunteers

Volunteer contributions are essential to our daily operations and the well-being of our community's animals. These efforts span a wide range of activities, from direct animal care to crucial operational support. A vital network of foster volunteers provides specialized, in-home care for our most vulnerable animals, including neonatal kittens, puppies, and those with medical or behavioral needs. At the shelter, volunteers ensure that animals receive daily exercise and socialization, facilitate adoption "meet and greets," and maintain clean, enriched living environments. Furthermore, they provide indispensable support for foundational needs, such as laundry and dishwashing, and offer assistance to administrative staff and during special events.

**Thank you to our volunteers for your service to the pets and people of our community!**

Volunteer Roles	Hours	Volunteers	FTE**
Adoption	165	13	0.94
Animal Health	91	10	0.52
Cattery	213	29	1.21
Cleaning	289	54	1.64
Dogs	309	46	1.75
Enrichment Prep	36	10	0.21
Events	0	0	0.00
Foster	3,426	89	19.47
Kitten Clinic	0	0	0.00
Office	29	2	0.17
Transport	8	1	0.04
<b>Total</b>	<b>4,567</b>	<b>254</b>	<b>25.95</b>

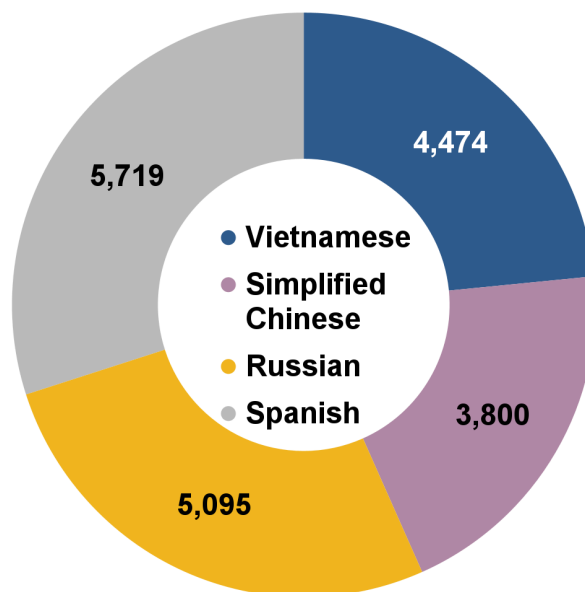
*\*\*FTE is the estimated equivalent number of full-time employees.*

## Online Resources

Many services provided by MCAS are accessible online, at multcopets.org. Members of the public can search for adoptable or lost / found pets, license their pets, and learn about other resources and news. MCAS website pages are translated into four languages.

Page Categories	Page Views
Adoptable Pets	189,587
Lost & Found Pets	60,034
Home Page Visits	22,439
Licensing Resources	18,893
News & Updates	12,095
Low-Cost Services	2,005
Kitten Resources	147
Field Services	1,587
Volunteering	2,217
Other Pages	26,418
<b>Total</b>	<b>335,422</b>

Translated Page Visits



## Donation Accounts (FY 2026 YTD)

Thank you to our donors for your support of animals in our care! Animal Services maintains [donation funds](#) restricted for specific purposes. Below is a summary for the fiscal year to date. More information about donation fund expense categories and program budgets can be reviewed on the [Multnomah County Budget Office](#) public dashboards, updated regularly.

Donation Fund	Beginning Balance	Revenue	Expenses	Ending Balance
Animal Care Fund (Dolly's Fund)	\$686,522	\$71,053	-\$53,820	\$703,755
Adoption & Outreach Fund	\$568,426	\$34,045	-\$274,643	\$327,828
Shelter Dreams Capital Fund	\$45,754	\$2,145	-\$4	\$47,895
Spay & Neuter Fund	\$41,379	\$30,106	-\$27	\$71,458
<b>Total</b>	<b>\$1,342,081</b>	<b>\$137,349</b>	<b>-\$328,494</b>	<b>\$1,150,936</b>

## Field Services

Field Services officers responded to many urgent needs of community members and their pets, conducting welfare checks to investigate potential cases of cruelty or neglect, investigating bites, loose-aggressive animals, and picking up stray, injured, abandoned, potentially dangerous, or deceased animals. Officers also responded to non-urgent calls such as barking dogs, animal trespass, and other community issues.

Dispatch Category	Count	Percentage
Welfare Check	70	15%
Dead	48	10%
Loose Aggressive Follow-Up	45	9%
Loose Animal- Injured / Aggressive / In Danger	41	9%
Emergency Custody	39	8%
Bite Investigation - Dog	36	8%
Confined Animal- Not Urgent	33	7%
Transport To/from Shelter/vet	30	6%
Possibly Abandoned	29	6%
Loose Animal- Nuisance	23	5%
Wildlife	17	4%
Other	68	14%
<b>Total</b>	<b>479</b>	<b>100%</b>

## Pet Licensing

MCAS issued 2,751 total new or renewed licenses.

Type	Cats	Dogs	Total
Licenses Issued	981	1,770	<b>2,751</b>