



## Summary

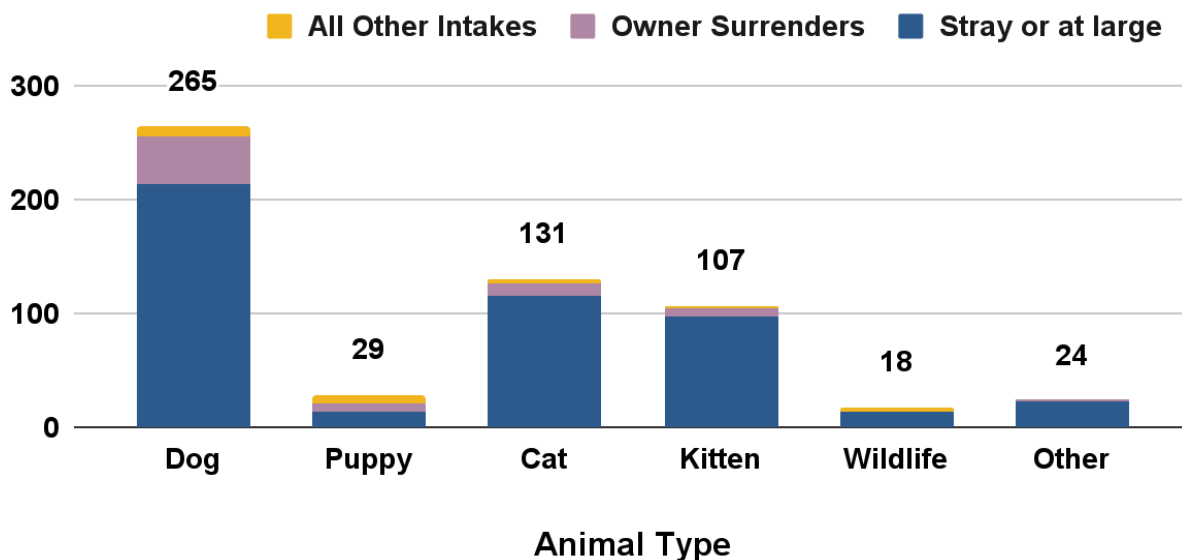
The November 2025 monthly report includes return to owner (RTO) rates for found animals, average length of stay (LOS), and live-release-rates. These are key industry measures for the effectiveness of shelter operations to reunite or find placements for animals. There are also numbers of volunteer hours, and donation fund revenue, expenses, and balances.

## Animal Intake

MCAS accepted stray dogs, sick, injured or at-risk adult cats and kittens from the public. Officers also picked up stray or lost animals. Owner-surrendered animals were accepted on a case by case basis, depending on urgent circumstances; *adoption returns are also included in the total*. Other intakes represent animals placed into emergency custody by Animal Services officers, injured wildlife, or shelter offspring.

Intake Type	Dog	Puppy	Cat	Kitten	Wildlife	Other	Total
Stray or at large	213	14	116	98	13	22	476
Owner Surrenders	42	7	11	6	0	2	68
All Other Intakes	10	8	4	3	5	0	30
<b>Total Live Intake</b>	<b>265</b>	<b>29</b>	<b>131</b>	<b>107</b>	<b>18</b>	<b>24</b>	<b>574</b>

### Animal Intake by Type and Circumstance



### Veterinary Care Provided

Animal Health and Animal Care staff provided a wide range of veterinary services to animals in care.

To keep animals healthy, Animal Health staff administered vaccinations, including rabies, [DA2PP](#) and Bordetella for dogs and puppies, and [FVRCP](#) for cats and kittens.



They provided health exams and consultations, including routine exams, wound checks, pre-surgery checkups, behavior assessments, and reviewing test results or diagnoses with foster volunteers. *Due to veterinary staff availability, spay and neuter surgeries for shelter animals were limited.*

*Some pre-adoption spay & neuter surgeries were completed at Oregon Humane Society (OHS) and Feral Cat Coalition of Oregon (FCCO).*



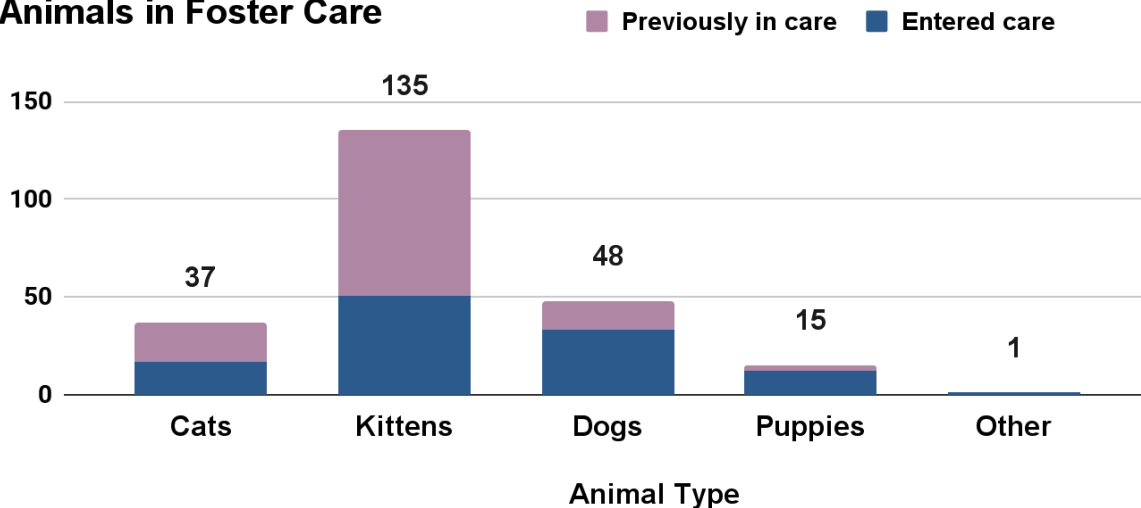
Veterinary Service	Cats	Kittens	Dogs	Puppies	Other	Total
Health Exams & Consults	266	303	447	48	163	1,111
Spay & Neuter Surgeries	32	63	20	1	1	117
Medications Administered	29	27	39	0	0	95
Tests & Diagnostics	11	11	1	1	0	24
Vaccinations	143	304	410	84	4	945
Other Vet Treatments	167	610	421	92	5	1,295
<b>Total Services</b>	<b>648</b>	<b>1,318</b>	<b>1,338</b>	<b>226</b>	<b>173</b>	<b>3,587</b>

## Fostered Animals

The majority of animals in foster care were kittens, dogs, cats, and puppies. Many animals entered and left foster care over the course of the month, so the total number represents the cumulative total, and not the maximum number of animals in care at one time. **Thank you to 145 foster volunteers for your lifesaving service.**

Animal type	Entered care	Previously in care	Total in foster care	Returned from care
Cats	17	20	37	18
Kittens	51	84	135	97
Dogs	33	15	48	36
Puppies	12	3	15	15
Other	1	0	1	1
<b>Total</b>	<b>114</b>	<b>122</b>	<b>236</b>	<b>167</b>

Animals in Foster Care



## Animal Outcomes

Length of Stay (LOS)	Dog	Puppy	Cat	Kitten	Overall
Average Days	13	5	15	32	18

Return to Owner (RTO)*	Dog	Puppy	Cat	Kitten	Other	Total
Stray (No ID)	35%	38%	7%	0%	0%	18%
Stray (With ID)	57%	100%	31%	43%	0%	43%
<b>Average RTO Rate</b>	<b>42%</b>	<b>43%</b>	<b>17%</b>	<b>3%</b>	<b>0%</b>	<b>26%</b>

\*RTO is calculated only for reclaimed animals with a stray intake circumstance.

Live Release Rate (Live Outcomes / Total Outcomes)\*

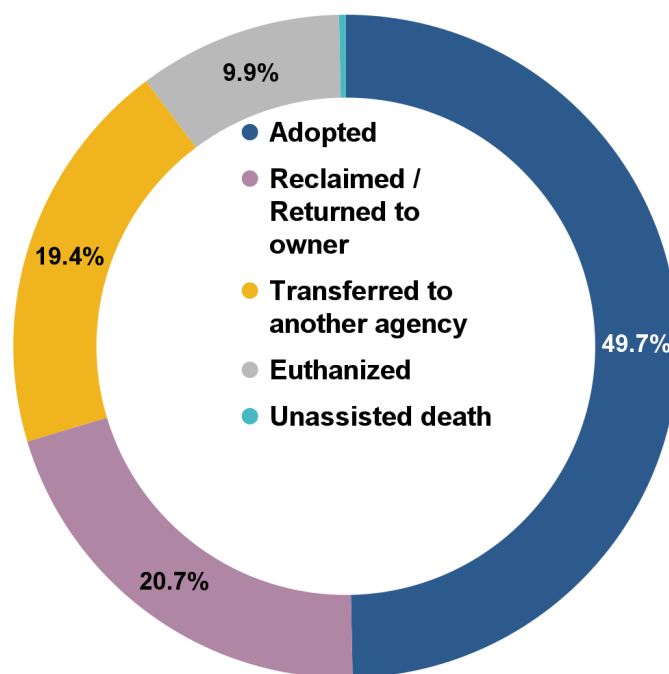
Dog	Puppy	Cat	Kitten	Wildlife	Other	Domestic Total	Total
93%	96%	83%	94%	47%	73%	91%	90%

305 or 49.7% of animals were adopted.

127 or 20.7% of animals were reclaimed by their owners. *The majority of animals represented in these outcomes were dogs with a license and/or microchip for owner-contact.*

119 or 19.4% of animals were transferred to another agency.

61 or 9.9% of animals were humanely euthanized, including cases of injured wildlife, injured or severely sick cats and kittens, and other domestic animals for medical reasons, or for behavioral issues which would make an animal unsafe to place back into the community. [Cat intake is officially limited to cases where the cat is sick or injured, or in immediate danger due to cruelty, neglect,](#)



## November 2025 - Agency Monthly Report

[and similar circumstances](#). There is decreased intake volume for cats, and an increased percentage of medically-recommended euthanasia for adult cats due to these intake conditions.

2 or 0.3% of animals died unassisted while in care.

Outcome Type	Dog	Puppy	Cat	Kitten	Wildlife	Other	Total
Adopted	127	9	55	109	0	5	305
Reclaimed / returned to owner	97	7	20	3	0	0	127
Transferred to another agency	33	11	15	48	9	3	119
Euthanized	20	1	19	9	10	2	61
Return to field	0	0	0	0	0	0	0
Unassisted death	0	0	0	1	0	1	2
Other outcomes	0	0	0	0	0	0	0
<b>Total</b>	<b>277</b>	<b>28</b>	<b>109</b>	<b>170</b>	<b>19</b>	<b>11</b>	<b>614</b>

### Transfers

MCAS transferred 119 or 19.4% of shelter animals to other shelters and rescues. ***Thank you to our community partners for your lifesaving work.***

- Oregon Humane Society
- Cat Adoption Team
- Bird Alliance of Oregon
- Stumptown Strays
- Humane Society for Southwest Washington
- One Tail at a Time Dog Rescue, LLC
- NW Animal Companions
- Silver Linings Rescue Ranch
- Seattle Purebred Dog Rescue
- Paws For Life Rescue
- Oregon Dachshund Rescue
- Jack Russell Rescue OWII
- Furfriends Animal Rescue Inc
- Dove Lewis Animal Hospital
- Cat Utopia Rescue
- Angels For Sara Sanctuary

### Volunteers

Volunteer contributions are essential to our daily operations and the well-being of our community's animals. These efforts span a wide range of activities, from direct animal care to crucial operational support. A vital network of foster volunteers provides specialized, in-home care for our most vulnerable animals, including neonatal kittens, puppies, and those with medical or behavioral needs. At the shelter, volunteers ensure that animals receive daily exercise and socialization, facilitate adoption "meet and greets," and maintain clean, enriched living environments. Furthermore, they provide indispensable support for foundational needs, such as laundry and dishwashing, and offer assistance to administrative staff and during special events.

**Thank you to our volunteers for your service to the pets and people of our community!**

Volunteer Roles	Hours	Volunteers	FTE**
Adoption	433	15	2.46
Animal Health	79	8	0.45
Cattery	325	13	1.85
Cleaning	324	57	1.84
Dogs	559	51	3.18
Enrichment Prep	119	13	0.68
Events	7	7	0.04
Foster	6,141	145	34.89
Kitten Clinic	38	6	0.21
Office	35	2	0.20
Transport	19	2	0.11
<b>Total</b>	<b>8,079</b>	<b>319</b>	<b>45.90</b>

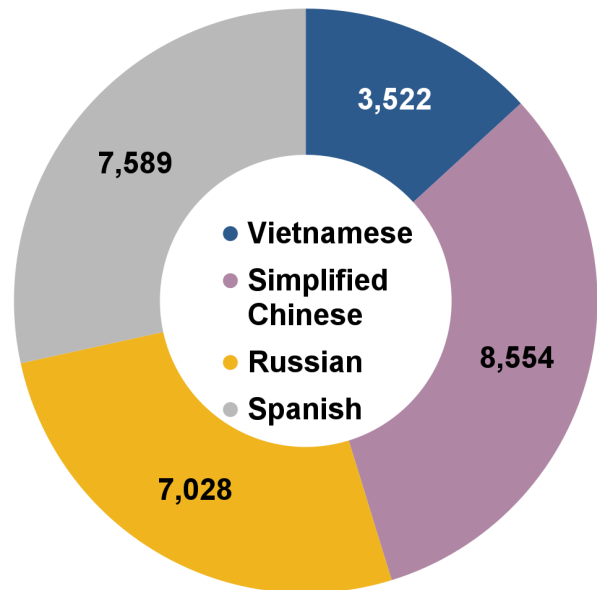
*\*\*FTE is the estimated equivalent number of full-time employees.*

## Online Resources

Many services provided by MCAS are accessible online, at [multcopets.org](http://multcopets.org). Members of the public can search for adoptable or lost / found pets, license their pets, and learn about other resources and news. MCAS website pages are translated into four languages.

Page Categories	Page Views
Adoptable Pets	374,788
Lost & Found Pets	73,831
Home Page Visits	26,085
Licensing Resources	19,400
News & Updates	12,419
Low-Cost Services	4,018
Kitten Resources	375
Field Services	3,208
Volunteering	6,119
Other Pages	55,723
<b>Total</b>	<b>575,966</b>

Translated Page Visits



## Donation Accounts (FY 2026 YTD)

**Thank you to our donors for your support of animals in our care!** Animal Services maintains [donation funds](#) restricted for specific purposes. Below is a summary for the fiscal year to date. More information about donation fund expense categories and program budgets can be reviewed on the [Multnomah County Budget Office](#) public dashboards, updated regularly. *As of November, the "Rehab / Replace Shelter" funds are transferred to the Department of County Assets for use, and will no longer be reported. Represented financial data is current as of 12/17/25.*

Donation Fund	Beginning Balance	Revenue	Expenses	Ending Balance
Animal Care Fund (Dolly's Fund)	\$686,522	\$34,729	-\$12,247	\$709,004
Adoption & Outreach Fund	\$568,426	\$11,770	-\$167,600	\$412,596
Shelter Dreams Capital Fund	\$45,754	\$1,175	-\$4	\$46,925
Spay & Neuter Fund	\$41,379	\$27,665	-\$4	\$69,040
<b>Total</b>	<b>\$1,342,081</b>	<b>\$75,339</b>	<b>-\$179,855</b>	<b>\$1,237,565</b>

## Field Services

Field Services officers responded to many urgent needs of community members and their pets, conducting welfare checks to investigate potential cases of cruelty or neglect, investigating bites, loose-aggressive animals, and picking up stray, injured, abandoned, potentially dangerous, or deceased animals. Officers also responded to non-urgent calls such as barking dogs, animal trespass, and other community issues.

Dispatch Category	Count	Percentage
Welfare Check	71	14%
Loose Animal- Injured / Aggressive / In Danger	64	12%
Bite Investigation - Dog	41	8%
Transport To/from Shelter/vet	39	8%
Emergency Custody	39	8%
Confined Animal- Not Urgent	39	8%
Loose Aggressive Follow-Up	38	7%
Dead	34	7%
Loose Animal- Nuisance	33	6%
Possibly Abandoned	26	5%
Wildlife	22	4%
Other	72	14%
<b>Total</b>	<b>518</b>	<b>100%</b>

## Pet Licensing

MCAS issued 2,601 total new or renewed licenses.

Type	Cats	Dogs	Total
Licenses Issued	1,090	1,511	<b>2,601</b>