



Summary

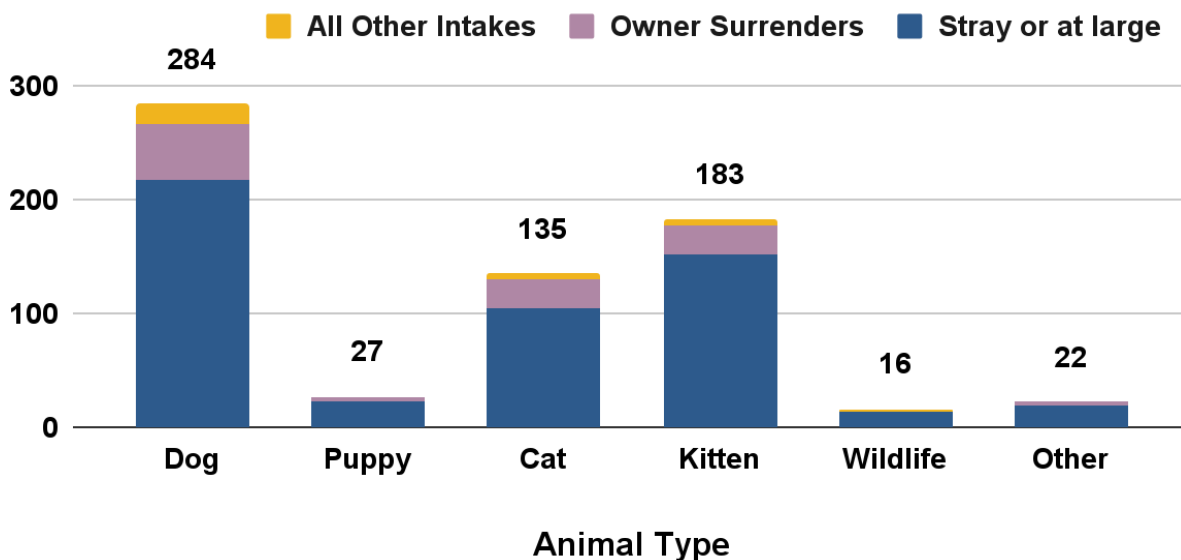
The October 2025 monthly report includes return to owner (RTO) rates for found animals, average length of stay (LOS), and live-release-rates. These are key industry measures for the effectiveness of shelter operations to reunite or find placements for animals. There are also numbers of volunteer hours, and donation fund revenue, expenses, and balances.

Animal Intake

MCAS accepted stray dogs, sick, injured or at-risk adult cats and kittens from the public. Officers also picked up stray or lost animals. Owner-surrendered animals were accepted on a case by case basis, depending on urgent circumstances; *adoption returns are also included in the total*. Other intakes represent animals placed into emergency custody by Animal Services officers, injured wildlife, or shelter offspring.

Intake Type	Dog	Puppy	Cat	Kitten	Wildlife	Other	Total
Stray or at large	217	22	105	152	13	20	529
Owner Surrenders	50	5	25	25	0	2	107
All Other Intakes	17	0	5	6	3	0	31
Total Live Intake	284	27	135	183	16	22	667

Animal Intake by Type and Circumstance



Veterinary Care Provided

Animal Health and Animal Care staff provided a wide range of veterinary services to animals in care.

To keep animals healthy, Animal Health staff administered vaccinations, including rabies, [DA2PP](#) and Bordetella for dogs and puppies, and [FVRCP](#) for cats and kittens.



They provided health exams and consultations, including routine exams, wound checks, pre-surgery checkups, behavior assessments, and reviewing test results or diagnoses with foster volunteers. *Due to veterinary staff availability, spay and neuter surgeries for shelter animals were limited.*

Some pre-adoption spay & neuter surgeries were completed at Oregon Humane Society (OHS) and Feral Cat Coalition of Oregon (FCCO).



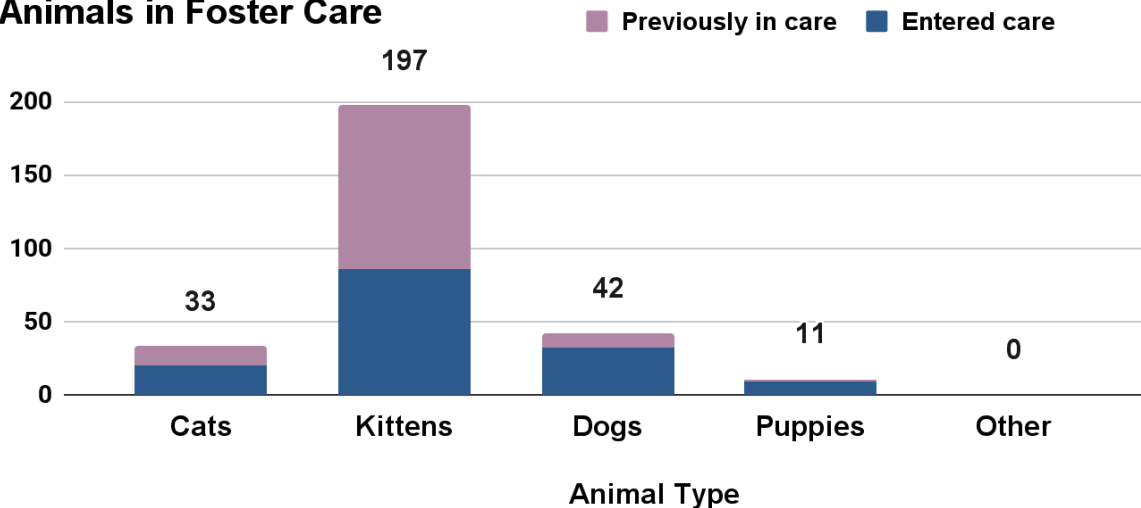
Veterinary Service	Cats	Kittens	Dogs	Puppies	Other	Total
Health Exams & Consults	244	413	354	53	215	1,098
Spay & Neuter Surgeries	55	80	34	12	5	186
Medications Administered	32	84	31	3	1	151
Tests & Diagnostics	7	10	1	1	2	21
Vaccinations	161	331	394	84	9	979
Other Vet Treatments	168	798	418	102	9	1,495
Total Services	667	1,716	1,232	255	241	3,930

Fostered Animals

The majority of animals in foster care were kittens, dogs, cats, and puppies. Many animals entered and left foster care over the course of the month, so the total number represents the cumulative total, and not the maximum number of animals in care at one time. **Thank you to 126 foster volunteers for your lifesaving service.**

Animal type	Entered care	Previously in care	Total in foster care	Returned from care
Cats	20	13	33	13
Kittens	86	111	197	111
Dogs	32	10	42	26
Puppies	9	2	11	7
Other	0	0	0	0
Total	147	136	283	157

Animals in Foster Care



Animal Outcomes

Length of Stay (LOS)	Dog	Puppy	Cat	Kitten	Overall
Average Days	12	9	16	20	15

Return to Owner (RTO)*	Dog	Puppy	Cat	Kitten	Other	Total
Stray (No ID)	55%	10%	4%	0%	21%	23%
Stray (With ID)	71%	50%	21%	11%	20%	46%
Average RTO Rate	61%	14%	12%	1%	21%	30%

*RTO is calculated only for reclaimed animals with a stray intake circumstance.

Live Release Rate (Live Outcomes / Total Outcomes)*

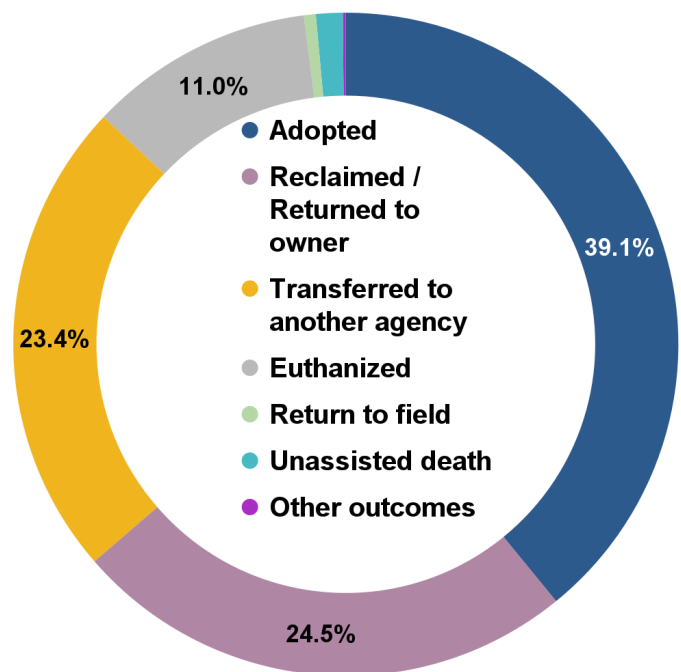
Dog	Puppy	Cat	Kitten	Wildlife	Other	Domestic Total	Total
92%	100%	82%	87%	14%	97%	89%	88%

271 or 39.1% of animals were adopted.

170 or 24.5% of animals were reclaimed by their owners. *The majority of animals represented in these outcomes were dogs with a license and/or microchip for owner-contact.*

162 or 23.4% of animals were transferred to another agency.

76 or 11% of animals were humanely euthanized, including cases of injured wildlife, injured or severely sick cats and kittens, and other domestic animals for medical reasons, or for behavioral issues which would make an animal unsafe to place back into the community. [Cat intake is officially limited to cases where the cat is sick or injured, or in immediate danger due to cruelty, neglect,](#)



October 2025 - Agency Monthly Report

[and similar circumstances](#). There is decreased intake volume for cats, and an increased percentage of medically-recommended euthanasia for adult cats due to these intake conditions.

4 or 0.6% of animals were returned to field at the location where they were found. 9 or 1.4% of animals died unassisted while in care. 1 or 0.1% of animals were lost in care.

Outcome Type	Dog	Puppy	Cat	Kitten	Wildlife	Other	Total
Adopted	91	7	54	109	0	10	271
Reclaimed / returned to owner	145	3	16	2	0	4	170
Transferred to another agency	19	15	39	71	2	16	162
Euthanized	22	0	23	18	12	1	76
Return to field	0	0	4	0	0	0	4
Unassisted death	0	0	0	9	0	0	9
Other outcomes	0	0	1	0	0	0	1
Total	277	25	137	209	14	31	693

Transfers

MCAS transferred 162 or 23.4% of shelter animals to other shelters and rescues. ***Thank you to our community partners for your lifesaving work.***

- Oregon Humane Society
- Cat Adoption Team
- The Wet Spot Tropical Fish
- One Tail at a Time Dog Rescue, LLC
- Stumptown Strays
- Second Chance Companions
- I Pawed It Forward
- Harmony New Beginnings Animal Rescue
- Evergreen Pet Supply
- Silver Linings Rescue Ranch Dog Rescue
- Project Pooch
- Hiss & Hers Herp Hobbies
- House of Dreams
- Good Dog Retirement Home Rescue
- Bulldog Haven NW
- Bird Alliance of Oregon

Volunteers

Volunteer contributions are essential to our daily operations and the well-being of our community's animals. These efforts span a wide range of activities, from direct animal care to crucial operational support. A vital network of foster volunteers provides specialized, in-home care for our most vulnerable animals, including neonatal kittens, puppies, and those with medical or behavioral needs. At the shelter, volunteers ensure that animals receive daily exercise and socialization, facilitate adoption "meet and greets," and maintain clean, enriched living environments. Furthermore, they provide indispensable support for foundational needs, such as laundry and dishwashing, and offer assistance to administrative staff and during special events.

Thank you to our volunteers for your service to the pets and people of our community!

Volunteer Roles	Hours	Volunteers	FTE**
Adoption	211	12	1.20
Animal Health	56	6	0.32
Cattery	185	13	1.05
Cleaning	344	60	1.96
Dogs	542	53	3.08
Enrichment Prep	33	9	0.18
Events	1	1	0.01
Foster	6,855	145	38.95
Kitten Clinic	46	7	0.26
Office	39	2	0.22
Transport	23	5	0.13
Total	8,335	313	47.36

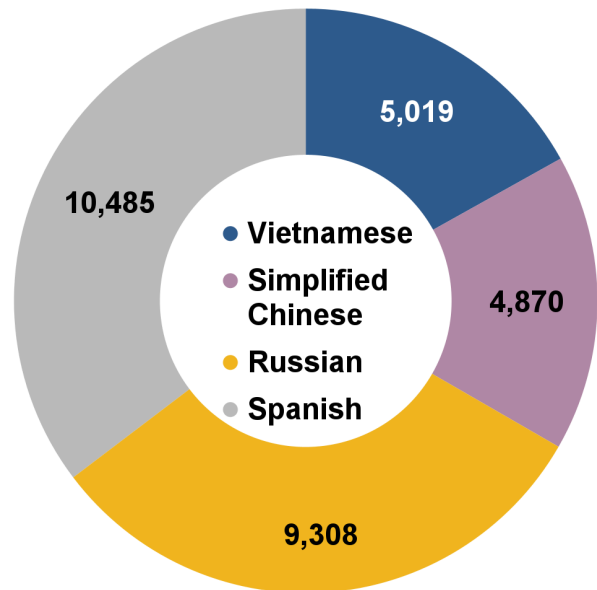
***FTE is the estimated equivalent number of full-time employees.*

Online Resources

Many services provided by MCAS are accessible online, at multcopets.org. Members of the public can search for adoptable or lost / found pets, license their pets, and learn about other resources and news. MCAS website pages are translated into four languages.

Page Categories	Page Views
Adoptable Pets	256,332
Lost & Found Pets	77,742
Home Page Visits	29,493
Licensing Resources	21,880
News & Updates	5,808
Low-Cost Services	4,377
Kitten Resources	388
Field Services	3,703
Volunteering	4,116
Other Pages	36,165
Total	440,004

Translated Page Visits



Donation Accounts (FY 2026 YTD)

Thank you to our donors for your support of animals in our care! Animal Services maintains [donation funds](#) restricted for specific purposes. Below is a summary for the fiscal year to date. More information about donation fund expense categories and program budgets can be reviewed on the [Multnomah County Budget Office](#) public dashboards, updated regularly.

Represented financial data is current as of 11/28/25.

Donation Fund	Beginning Balance	Revenue	Expenses	Ending Balance
Animal Care Fund (Dolly's Fund)	\$686,522	\$26,989	-\$12,146	\$701,365
Adoption & Outreach Fund	\$568,426	\$9,660	-\$84,910	\$493,176
Shelter Dreams Capital Fund	\$45,754	\$865	-\$4	\$46,615
Spay & Neuter Fund	\$41,379	\$25,735	\$0	\$67,114
Rehab / Replace Shelter	\$110,972	\$0	-\$1,464	\$109,508
Total	\$1,453,053	\$63,249	-\$98,524	\$1,417,778

Field Services

Field Services officers responded to many urgent needs of community members and their pets, conducting welfare checks to investigate potential cases of cruelty or neglect, investigating bites, loose-aggressive animals, and picking up stray, injured, abandoned, potentially dangerous, or deceased animals. Officers also responded to non-urgent calls such as barking dogs, animal trespass, and other community issues.

Dispatch Category	Count	Percentage
Welfare Check	105	17%
Confined Animal- Not Urgent	62	10%
Loose Animal- Injured / Aggressive / In Danger	50	8%
Loose Aggressive Follow-Up	48	8%
Bite Investigation - Dog	48	8%
Transport To/from Shelter/vet	44	7%
Loose Animal- Nuisance	39	6%
Dead	37	6%
Emergency Custody	36	6%
Possibly Abandoned	33	5%
Wildlife	26	4%
Other	89	14%
Total	617	100%

Pet Licensing

MCAS issued 2,895 total new or renewed licenses.

Type	Cats	Dogs	Total
Licenses Issued	1,125	1,770	2,895