



## Summary

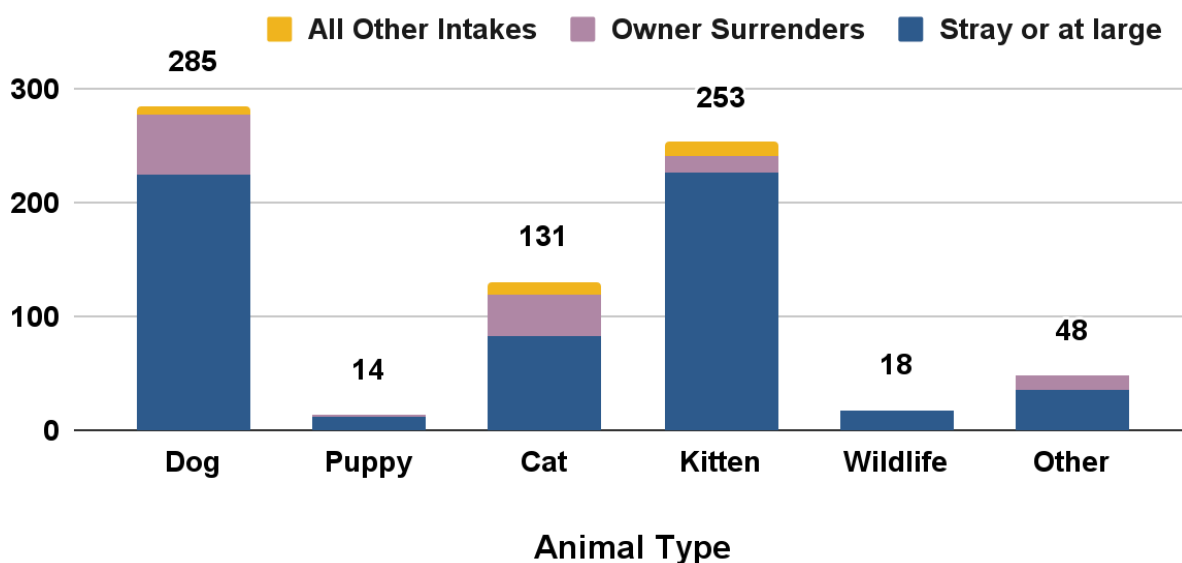
The September 2025 monthly report includes return to owner (RTO) rates for found animals, average length of stay (LOS), and live-release-rates. These are key industry measures for the effectiveness of shelter operations to reunite or find placements for animals. There are also numbers of volunteer hours, and donation fund revenue, expenses, and balances.

## Animal Intake

MCAS accepted stray dogs, sick, injured or at-risk adult cats and kittens from the public. Officers also picked up stray or lost animals. Owner-surrendered animals were accepted on a case by case basis, depending on urgent circumstances; *adoption returns are also included in the total*. Other intakes represent animals placed into emergency custody by Animal Services officers, injured wildlife, or shelter offspring.

Intake Type	Dog	Puppy	Cat	Kitten	Wildlife	Other	Total
Stray or at large	224	12	83	227	18	35	599
Owner Surrenders	54	1	36	14	0	13	118
All Other Intakes	7	1	12	12	0	0	32
<b>Total Live Intake</b>	<b>285</b>	<b>14</b>	<b>131</b>	<b>253</b>	<b>18</b>	<b>48</b>	<b>749</b>

### Animal Intake by Type and Circumstance



## Veterinary Care Provided

Animal Health and Animal Care staff provided a wide range of veterinary services to animals in care.

To keep animals healthy, Animal Health staff administered vaccinations, including rabies, [DA2PP](#) and Bordetella for dogs and puppies, and [FVRCP](#) for cats and kittens.



They provided health exams and consultations, including routine exams, wound checks, pre-surgery checkups, behavior assessments, and reviewing test results or diagnoses with foster volunteers. *Due to veterinary staff availability, spay and neuter surgeries for shelter animals were limited.*

*Some pre-adoption spay & neuter surgeries were completed at Oregon Humane Society (OHS) and Feral Cat Coalition of Oregon (FCCO).*



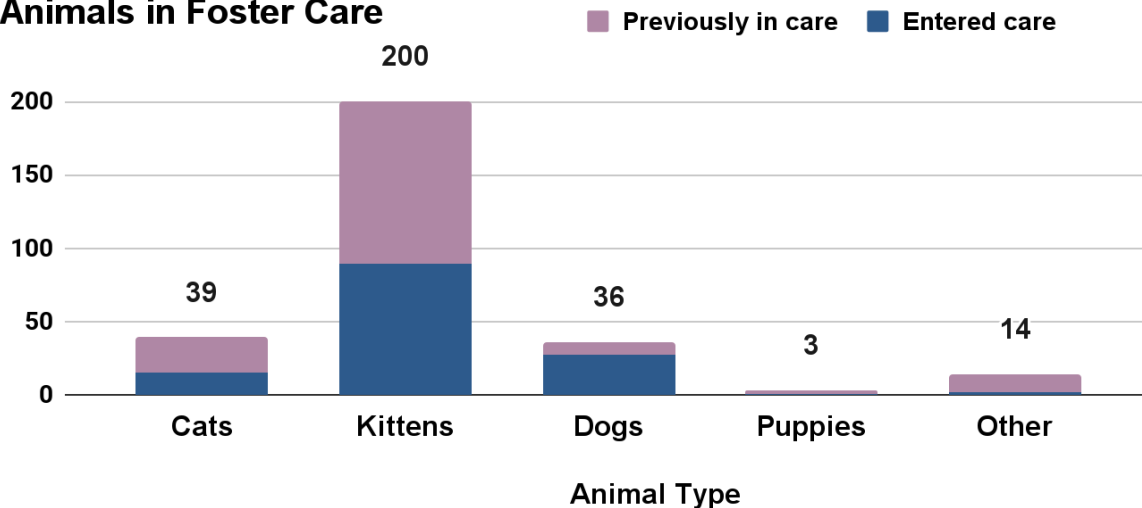
Veterinary Service	Cats	Kittens	Dogs	Puppies	Other	Total
Health Exams & Consults	206	488	438	20	172	1,224
Spay & Neuter Surgeries	42	42	13	3	12	112
Medications Administered	26	165	31	4	15	241
Tests & Diagnostics	4	10	0	0	1	15
Vaccinations	121	363	367	49	16	916
Other Vet Treatments	162	933	362	51	22	1,530
<b>Total Services</b>	<b>561</b>	<b>2,001</b>	<b>1,211</b>	<b>127</b>	<b>238</b>	<b>4,038</b>

## Fostered Animals

The majority of animals in foster care were kittens, dogs, cats, and puppies. Many animals entered and left foster care over the course of the month, so the total number represents the cumulative total, and not the maximum number of animals in care at one time. **Thank you to 126 foster volunteers for your lifesaving service.**

Animal type	Entered care	Previously in care	Total in foster care	Returned from care
Cats	15	24	39	25
Kittens	89	111	200	97
Dogs	27	9	36	28
Puppies	1	2	3	1
Other	2	12	14	14
<b>Total</b>	<b>134</b>	<b>158</b>	<b>292</b>	<b>165</b>

Animals in Foster Care



## Animal Outcomes

Length of Stay (LOS)	Dog	Puppy	Cat	Kitten	Overall
Average Days	20	5	16	18	18

Return to Owner (RTO)*	Dog	Puppy	Cat	Kitten	Other	Total
Stray (No ID)	45%	22%	18%	0%	0%	16%
Stray (With ID)	70%	33%	20%	0%	33%	62%
<b>Average RTO Rate</b>	<b>54%</b>	<b>25%</b>	<b>18%</b>	<b>0%</b>	<b>3%</b>	<b>24%</b>

\*RTO is calculated only for reclaimed animals with a stray intake circumstance.

Live Release Rate (Live Outcomes / Total Outcomes)\*

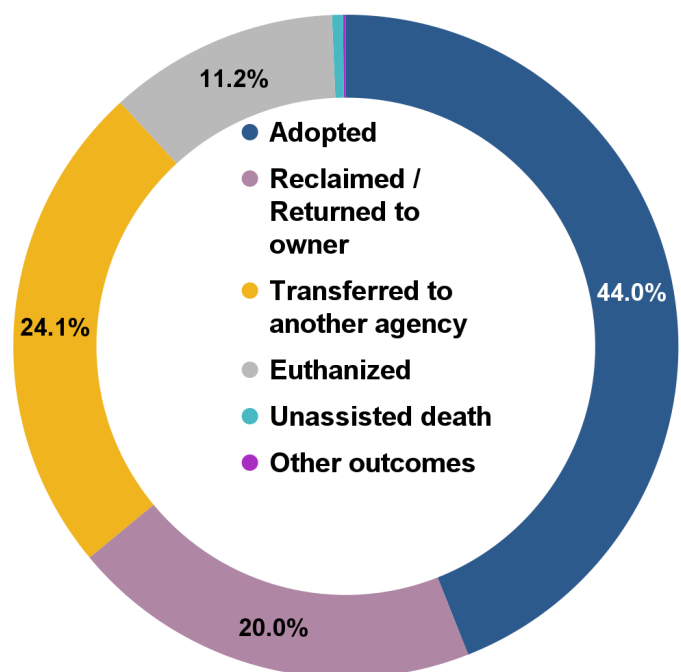
Dog	Puppy	Cat	Kitten	Wildlife	Other	Domestic Total	Total
92%	100%	84%	85%	53%	97%	89%	88%

330 or 44% of animals were adopted.

150 or 20% of animals were reclaimed by their owners. *The majority of animals represented in these outcomes were dogs with a license and/or microchip for owner-contact.*

181 or 24.1% of animals were transferred to another agency.

84 or 11.2% of animals were humanely euthanized, including cases of injured wildlife, injured or severely sick cats and kittens, and other domestic animals for medical reasons, or for behavioral issues which would make an animal unsafe to place back into the community. [Cat intake is officially limited to cases where the cat is sick or injured, or in immediate danger due to cruelty, neglect.](#)



## September 2025 - Agency Monthly Report

[and similar circumstances](#). There is decreased intake volume for cats, and an increased percentage of medically-recommended euthanasia for adult cats due to these intake conditions.

4 or 0.5% of animals died unassisted while in care. 1 or 0.1% of animals were lost in care.

Outcome Type	Dog	Puppy	Cat	Kitten	Wildlife	Other	Total
Adopted	114	4	64	119	0	29	330
Reclaimed / returned to owner	128	4	17	0	0	1	150
Transferred to another agency	29	2	29	79	9	33	181
Euthanized	22	0	20	33	7	2	84
Return to field	0	0	0	0	0	0	0
Unassisted death	0	0	1	2	1	0	4
Other outcomes	1	0	0	0	0	0	1
<b>Total</b>	<b>294</b>	<b>10</b>	<b>131</b>	<b>233</b>	<b>17</b>	<b>65</b>	<b>750</b>

### Transfers

MCAS transferred 181 or 24.1% of shelter animals to other shelters and rescues. ***Thank you to our community partners for your lifesaving work.***

- Oregon Humane Society
- Cat Adoption Team
- Harmony New Beginnings Animal Rescue
- I Pawed It Forward
- Bird Alliance Of Oregon
- Stumptown Strays
- Pacific Pug Rescue
- Evergreen Pet Supply
- Angels For Sara Sanctuary
- Hiss & Hers Herp Hobbies
- Rose City Rabbit Rescue
- Herding Dog Rescue Of Central Oregon
- Bulldog Haven NW

### Volunteers

Volunteer contributions are essential to our daily operations and the well-being of our community's animals. These efforts span a wide range of activities, from direct animal care to crucial operational support. A vital network of foster volunteers provides specialized, in-home care for our most vulnerable animals, including neonatal kittens, puppies, and those with medical or behavioral needs. At the shelter, volunteers ensure that animals receive daily exercise and socialization, facilitate adoption "meet and greets," and maintain clean, enriched living environments. Furthermore, they provide indispensable support for foundational needs, such as laundry and dishwashing, and offer assistance to administrative staff and during special events.

**Thank you to our volunteers for your service to the pets and people of our community!**

Volunteer Roles	Hours	Volunteers	FTE**
Adoption	203	11	1.15
Animal Health	49	5	0.28
Cattery	178	14	1.01
Cleaning	226	34	1.28
Dogs	531	54	3.02
Enrichment Prep	18	4	0.10
Events	1	1	0.01
Foster	7,780	126	44.20
Kitten Clinic	41	10	0.23
Office	30	1	0.17
Transport	26	5	0.15
<b>Total</b>	<b>9,083</b>	<b>265</b>	<b>51.61</b>

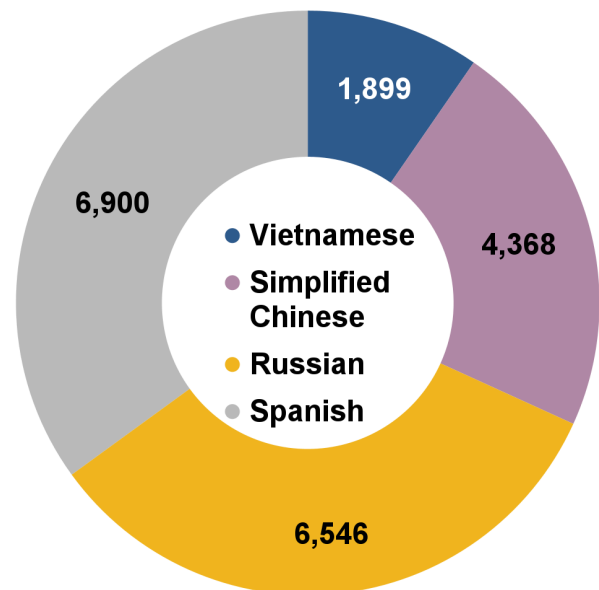
*\*\*FTE is the estimated equivalent number of full-time employees.*

## Online Resources

Many services provided by MCAS are accessible online, at [multcopets.org](http://multcopets.org). Members of the public can search for adoptable or lost / found pets, license their pets, and learn about other resources and news. MCAS website pages are translated into four languages.

Page Categories	Page Views
Adoptable Pets	249,381
Lost & Found Pets	68,968
Home Page Visits	29,894
Licensing Resources	20,368
News & Updates	7,823
Low-Cost Services	4,000
Kitten Resources	425
Field Services	4,246
Volunteering	2,102
Other Pages	34,049
<b>Total</b>	<b>421,256</b>

Translated Page Visits



## Donation Accounts (FY 2026 YTD)

Thank you to our donors for your support of animals in our care! Animal Services maintains [donation funds](#) restricted for specific purposes. Below is a summary for the fiscal year to date. More information about donation fund expense categories and program budgets can be reviewed on the [Multnomah County Budget Office](#) public dashboards, updated regularly.

*Represented financial data is current as of 10/16/25.*

Donation Fund	Beginning Balance	Revenue	Expenses	Ending Balance
Animal Care Fund (Dolly's Fund)	\$686,522	\$21,769	-\$4,944	\$703,347
Adoption & Outreach Fund	\$568,426	\$6,858	-\$60,599	\$514,685
Shelter Dreams Capital Fund	\$45,753	\$440	-\$4	\$46,189
Spay & Neuter Fund	\$41,379	\$25,565		\$66,944
Rehab / Replace Shelter	\$110,972			\$110,972
<b>Total</b>	<b>\$1,453,052</b>	<b>\$54,632</b>	<b>-\$65,547</b>	<b>\$1,442,137</b>

### Field Services

Field Services officers responded to many urgent needs of community members and their pets, conducting welfare checks to investigate potential cases of cruelty or neglect, investigating bites, loose-aggressive animals, and picking up stray, injured, abandoned, potentially dangerous, or deceased animals. Officers also responded to non-urgent calls such as barking dogs, animal trespass, and other community issues.

Dispatch Category	Count	Percentage
Welfare Check	119	18%
Bite Investigation - Dog	69	10%
Loose Animal- Injured / Aggressive / In Danger	65	10%
Confined Animal- Not Urgent	61	9%
Loose Aggressive Follow-Up	53	8%
Dead	51	8%
Loose Animal- Nuisance	42	6%
Transport To/from Shelter/vet	33	5%
Emergency Custody	33	5%
Possibly Abandoned	32	5%
Wildlife	23	3%
Other	97	14%
<b>Total</b>	<b>678</b>	<b>100%</b>

### Pet Licensing

MCAS issued 2,705 total new or renewed licenses.

Type	Cats	Dogs	Total
Licenses Issued	1,020	1,685	<b>2,705</b>