



Summary

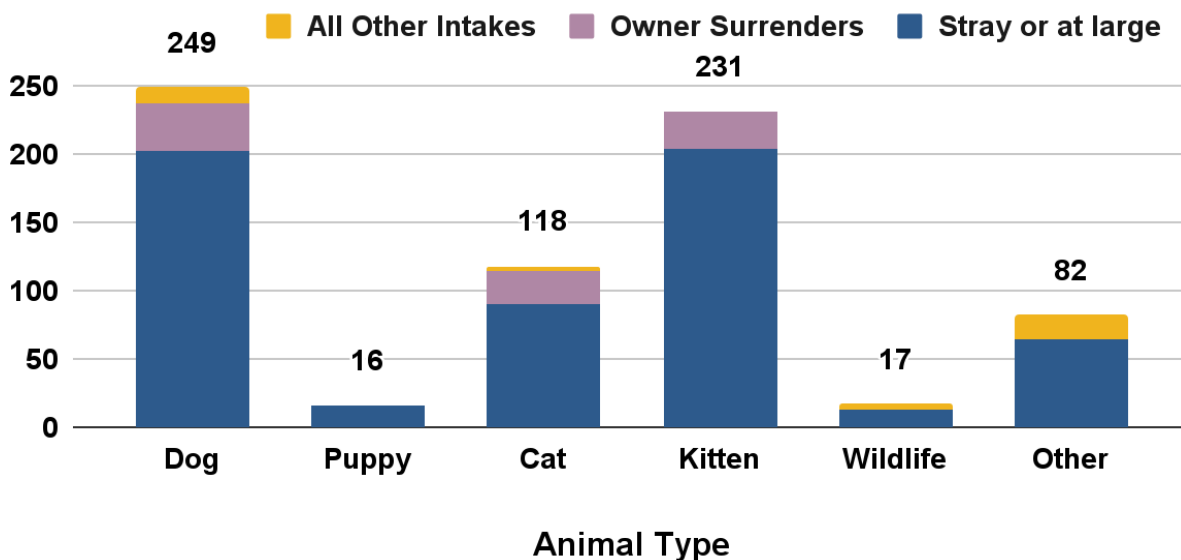
The August 2025 monthly report includes return to owner (RTO) rates for found animals, average length of stay (LOS), and live-release-rates. These are key industry measures for the effectiveness of shelter operations to reunite or find placements for animals. There are also numbers of volunteer hours, and donation fund revenue, expenses, and balances.

Animal Intake

MCAS accepted stray dogs, sick, injured or at-risk adult cats and kittens from the public. Officers also picked up stray or lost animals. Owner-surrendered animals were accepted on a case by case basis, depending on urgent circumstances; *adoption returns are also included in the total*. Other intakes represent animals placed into emergency custody by Animal Services officers, injured wildlife, or shelter offspring.

Intake Type	Dog	Puppy	Cat	Kitten	Wildlife	Other	Total
Stray or at large	202	16	90	204	13	64	589
Owner Surrenders	36	0	25	27	0	1	89
All Other Intakes	11	0	3	0	4	17	35
Total Live Intake	249	16	118	231	17	82	713

Animal Intake by Type and Circumstance



Veterinary Care Provided

Animal Health and Animal Care staff provided a wide range of veterinary services to animals in care.

To keep animals healthy, Animal Health staff administered vaccinations, including rabies, [DA2PP](#) and Bordetella for dogs and puppies, and [FVRCP](#) for cats and kittens.



They provided health exams and consultations, including routine exams, wound checks, pre-surgery checkups, behavior assessments, and reviewing test results or diagnoses with foster volunteers. *Due to veterinary staff availability, spay and neuter surgeries for shelter animals were limited.*

Some pre-adoption spay & neuter surgeries were completed at Oregon Humane Society (OHS) and Feral Cat Coalition of Oregon (FCCO).



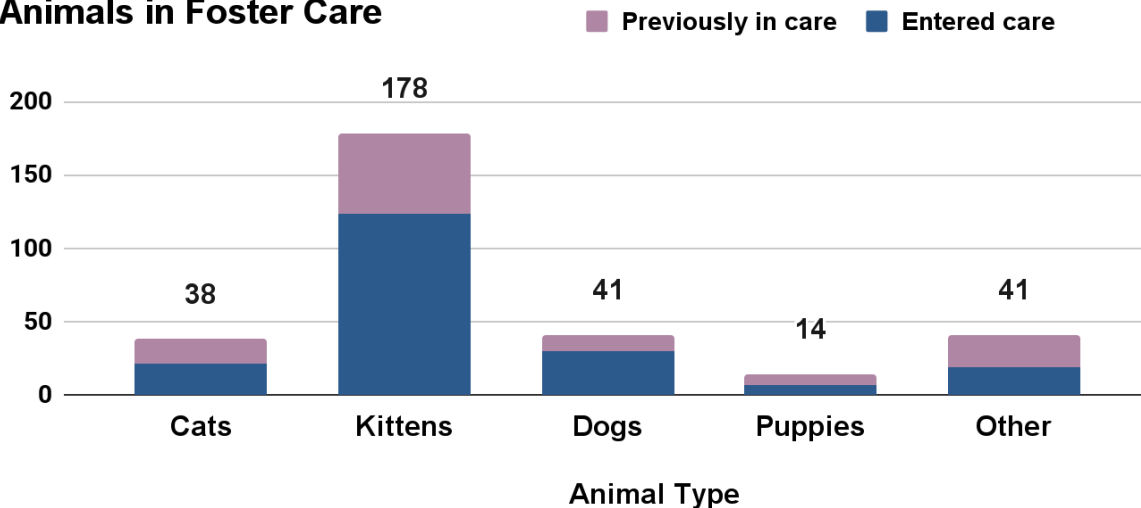
Veterinary Service	Cats	Kittens	Dogs	Puppies	Other	Total
Health Exams & Consults	230	515	437	45	256	1,353
Spay & Neuter Surgeries	52	47	27	4	8	138
Medications Administered	122	369	63	2	1	557
Tests & Diagnostics	7	11	0	2	6	26
Vaccinations	186	298	411	79	35	1,009
Other Vet Treatments	149	786	392	107	35	1,469
Total Services	746	2,026	1,330	239	341	4,552

Fostered Animals

The majority of animals in foster care were kittens, dogs, cats, rabbits, reptiles, and puppies. Many animals entered and left foster care over the course of the month, so the total number represents the cumulative total, and not the maximum number of animals in care at one time. **Thank you to 122 foster volunteers for your lifesaving service.**

Animal type	Entered care	Previously in care	Total in foster care	Returned from care
Cats	21	17	38	10
Kittens	123	55	178	102
Dogs	30	11	41	31
Puppies	7	7	14	12
Other	19	22	41	29
Total	200	112	312	184

Animals in Foster Care



Animal Outcomes

Length of Stay (LOS)	Dog	Puppy	Cat	Kitten	Overall
Average Days	10	14	10	14	11

Return to Owner (RTO)*	Dog	Puppy	Cat	Kitten	Other	Total
Stray (No ID)	38%	8%	4%	0%	0%	13%
Stray (With ID)	70%	75%	45%	0%	92%	73%
Average RTO Rate	48%	25%	13%	0%	56%	26%

*RTO is calculated only for reclaimed animals with a stray intake circumstance.

Live Release Rate (Live Outcomes / Total Outcomes)*

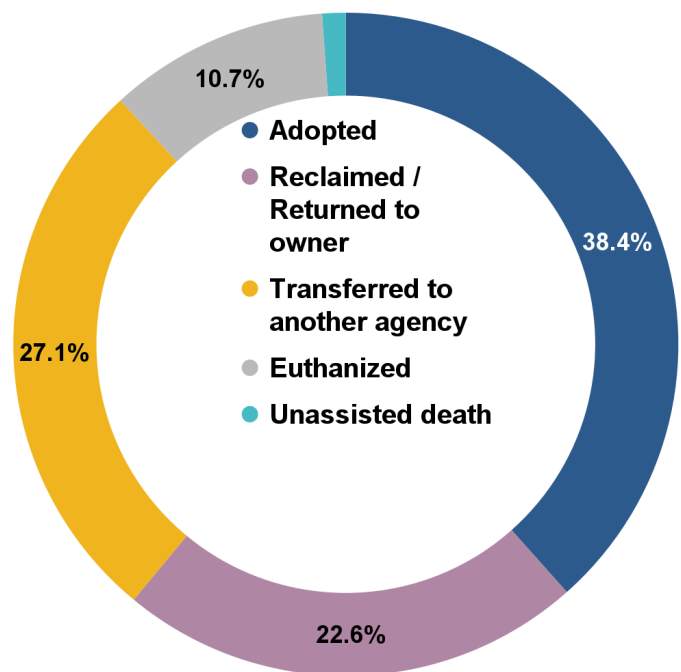
Dog	Puppy	Cat	Kitten	Wildlife	Other	Domestic Total	Total
92%	95%	86%	89%	13%	92%	90%	88%

269 or 38.4% of animals were adopted.

158 or 22.6% of animals were reclaimed by their owners. *The majority of animals represented in these outcomes were dogs with a license and/or microchip for owner-contact.*

190 or 27.1% of animals were transferred to another agency.

75 or 10.7% of animals were humanely euthanized, including cases of injured wildlife, injured or severely sick cats and kittens, and other domestic animals for medical reasons, or for behavioral issues which would make an animal unsafe to place back into the community. [Cat intake is officially limited to cases where the cat is sick or injured, or in immediate danger due to cruelty, neglect,](#)



August 2025 - Agency Monthly Report

[and similar circumstances](#). There is decreased intake volume for cats, and an increased percentage of medically-recommended euthanasia for adult cats due to these intake conditions.

8 or 1.1% of animals died unassisted while in care.

Outcome Type	Dog	Puppy	Cat	Kitten	Wildlife	Other	Total
Adopted	101	7	51	92	0	18	269
Reclaimed / returned to owner	106	4	12	0	0	36	158
Transferred to another agency	21	10	39	95	2	23	190
Euthanized	20	1	15	20	14	5	75
Return to field	0	0	0	0	0	0	0
Unassisted death	0	0	2	4	0	2	8
Other outcomes	0	0	0	0	0	0	0
Total	248	22	119	211	16	84	700

Transfers

MCAS transferred 190 or 27% of shelter animals to other shelters and rescues. ***Thank you to our community partners for your lifesaving work.***

- Oregon Humane Society
- Cat Adoption Team
- Hiss & Hers Herp Hobbies
- Stumptown Strays
- Evergreen Pet Supply
- Silver Linings Rescue Ranch Dog Rescue
- Street Savvy Dog Rescue
- Rose City Rabbit Rescue
- Bulldog Haven NW
- Bird Alliance of Oregon
- Senior Dog Rescue of Oregon
- Indigo Rescue
- I Paved It Forward
- Cats Meow Cat Rescue

Volunteers

Volunteers support the pets of our community in many different ways. A network of foster volunteers provides vital support to kittens, puppies, and other at-risk shelter animals. Volunteers walk and socialize dogs throughout the day, and support adoption meet & greets. They socialize cats and small animals. They help clean and add material enrichment to enclosures. They support the constant demand for clean laundry and dishes. They support office staff and special events, and so much more.

Thank you to our volunteers for your service to the pets and people of our community!

Volunteer Roles	Volunteers	FTE**	Hours
Cats	14	1.01	175
Cleaning	31	1.21	210
Dogs	54	2.89	500
Events	0	0.00	0
Foster Animals	122	36.98	6,408
Info Desk	12	0.96	167
Transport	4	0.06	11
Other (Office, surgery, reserve officer, etc.)	23	1.95	378
Total*	232	45.29	7,849

**Unique volunteers - many volunteers serve in multiple roles.*

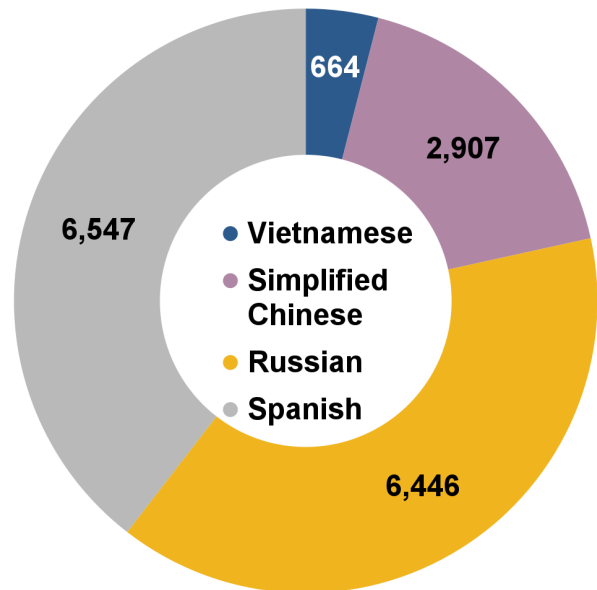
***FTE is the estimated equivalent number of full-time employees.*

Online Resources

Many services provided by MCAS are accessible online, at multcopets.org. Members of the public can search for adoptable or lost / found pets, license their pets, and learn about other resources and news. MCAS website pages are translated into four languages.

Page Categories	Page Views
Adoptable Pets	164,863
Lost & Found Pets	65,017
Home Page Visits	32,568
Licensing Resources	20,887
News & Updates	7,375
Low-Cost Services	3,553
Kitten Resources	396
Field Services	4,400
Volunteering	1,691
Other Pages	28,343
Total	329,093

Translated Page Visits



Donation Accounts (FY 2026 YTD)

Thank you to our donors for your support of animals in our care! Animal Services maintains [donation funds](#) restricted for specific purposes. Below is a summary for the fiscal year to date. More information about donation fund expense categories and program budgets can be reviewed on the [Multnomah County Budget Office](#) public dashboards, updated regularly.

Represented financial data is current as of 9/16/25.

Donation Fund	Beginning Balance	Revenue	Expenses	Ending Balance
Animal Care Fund (Dolly's Fund)	\$686,522	\$14,872	-\$4,589	\$696,805
Adoption & Outreach Fund	\$568,426	\$5,990	-\$42,615	\$531,801
Shelter Dreams Capital Fund	\$45,753	\$200		\$45,953
Spay & Neuter Fund	\$41,379	\$25,250		\$66,629
Rehab / Replace Animal Shelter	\$110,972			\$110,972
Total	\$1,453,052	\$46,312	-\$47,204	\$1,452,160

Field Services

Field Services officers responded to many urgent needs of community members and their pets, conducting welfare checks to investigate potential cases of cruelty or neglect, investigating bites, loose-aggressive animals, and picking up stray, injured, abandoned, potentially dangerous, or deceased animals. Officers also responded to non-urgent calls such as barking dogs, animal trespass, and other community issues.

Dispatch Category	Count	Percentage
Welfare Check	136	19%
Bite Investigation - Dog	63	9%
Dead	58	8%
Loose Aggressive Follow-Up	55	8%
Loose Animal- Injured / Aggressive / In Danger	53	7%
Confined Animal- Not Urgent	49	7%
Loose Animal- Nuisance	43	6%
Confined Animal- Urgent	42	6%
Emergency Custody	41	6%
Transport To/from Shelter/vet	39	5%
Possibly Abandoned	31	4%
Other	107	15%
Total	717	100%

Pet Licensing

MCAS issued 2,659 total new or renewed licenses.

Type	Cats	Dogs	Total
Licenses Issued	982	1,677	2,659