



## Summary

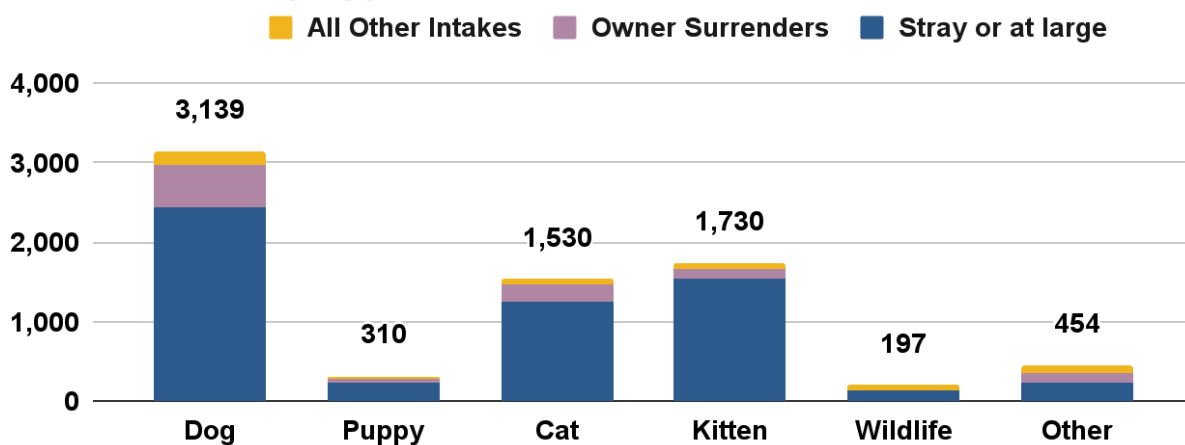
The **2025 Fiscal Year Annual Report (July 2024 - June 2025)** provides outcomes and program statistics used in the process of developing the FY 2027 budget for Animal Services. The report includes return to owner (RTO) rates for found animals, average length of stay (LOS), in addition to live-release-rates over the course of this time period. These are key industry measures for the effectiveness of shelter operations to reunite or find placements for animals.

## Animal Intake

MCAS accepted stray dogs, sick, injured or at-risk adult cats and kittens from the public. Officers also picked up stray or lost animals. Owner-surrendered animals were accepted on a case by case basis, depending on urgent circumstances; *adoption returns are also included in the total*. Other intakes represent animals placed into protective custody by Animal Services officers, injured wildlife, or other Field-Services circumstances.

Intake Type	Dog	Puppy	Cat	Kitten	Wildlife	Other	Total
Stray or at large	2,431	240	1,240	1,553	133	221	<b>5,818</b>
Owner Surrenders	547	43	220	116	5	132	<b>1,063</b>
All Other Intakes	161	27	70	61	59	101	<b>479</b>
<b>Total Live Intake</b>	<b>3,139</b>	<b>310</b>	<b>1,530</b>	<b>1,730</b>	<b>197</b>	<b>454</b>	<b>7,360</b>

### Animal Intake by Type and Circumstance

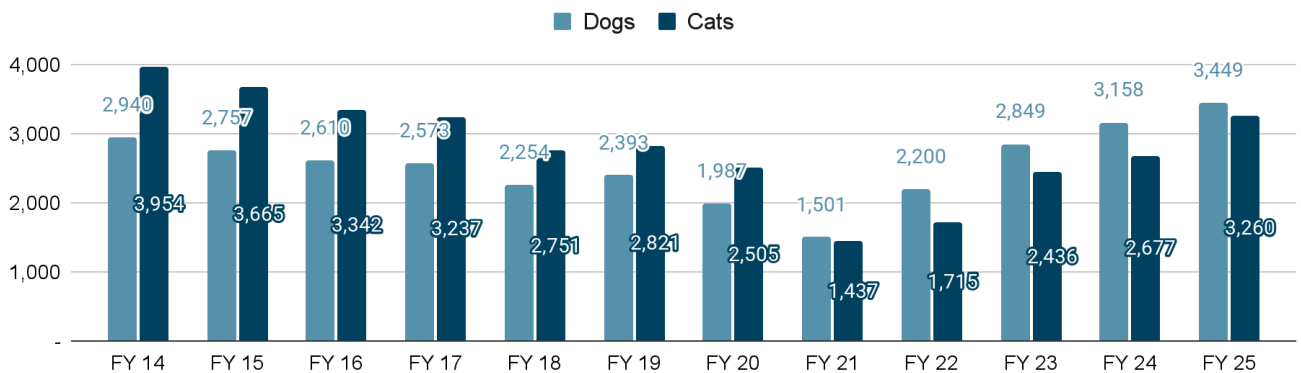


# FY 2025 Agency Annual Report

## Dog & Cat Intake Comparisons - FY 2014 to FY 2025

MCAS received more dogs and puppies in 2025 than in any year since 2007, with a total dog intake of 3,449 for dogs and puppies. Cat and kitten intake also increased to 3,260, the highest since 2016. Combined intakes were the highest since 2014. *Intakes and outcomes for other animals (rabbits, small animals) were not officially recorded in agency statistics until FY 2018, and are excluded for this comparison.*

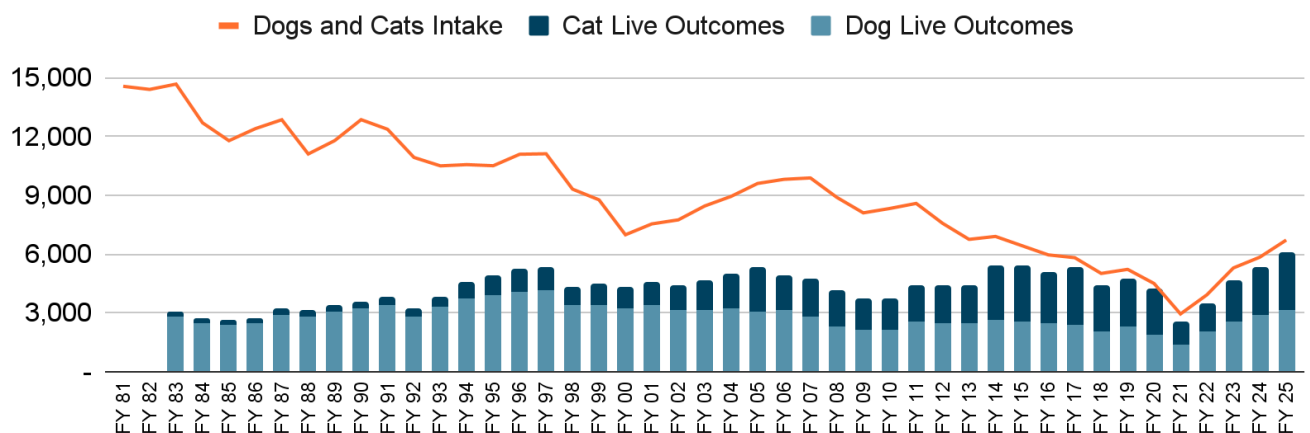
### Intake Trends - Dogs and Cats



## Dog & Cat Live Outcomes Comparison - FY 1982 to FY 2025

In FY 2025, **combined total live outcomes for dogs and cats were the highest in our agency's history**, at 6,091 animals. The second highest number of combined live outcomes was in 2015, at 5,429 dogs and cats. *This comparison includes puppies and kittens.* See outcomes on pg. 5 for live release rates.

### Intakes and Live Outcomes for Dogs and Cats



## Veterinary Care Provided

Animal Health and Animal Care staff provided a wide range of veterinary services to animals in care.



To keep animals healthy, Animal Health staff administered vaccinations, including rabies, [DA2PP](#) and Bordetella for dogs and puppies, and [FVRCP](#) for cats and kittens.



They provided health exams and consultations, including routine exams, wound checks, pre-surgery checkups, behavior assessments, and reviewing test results or diagnoses with foster volunteers.

**While internal spay & neuter capacity doubled since FY 2024**, due to ongoing veterinary staff availability and rising numbers of unaltered animals arriving at the shelter, many adopters were issued vouchers to complete surgeries and rabies vaccination at contracted veterinary clinics, including Oregon Humane Society.

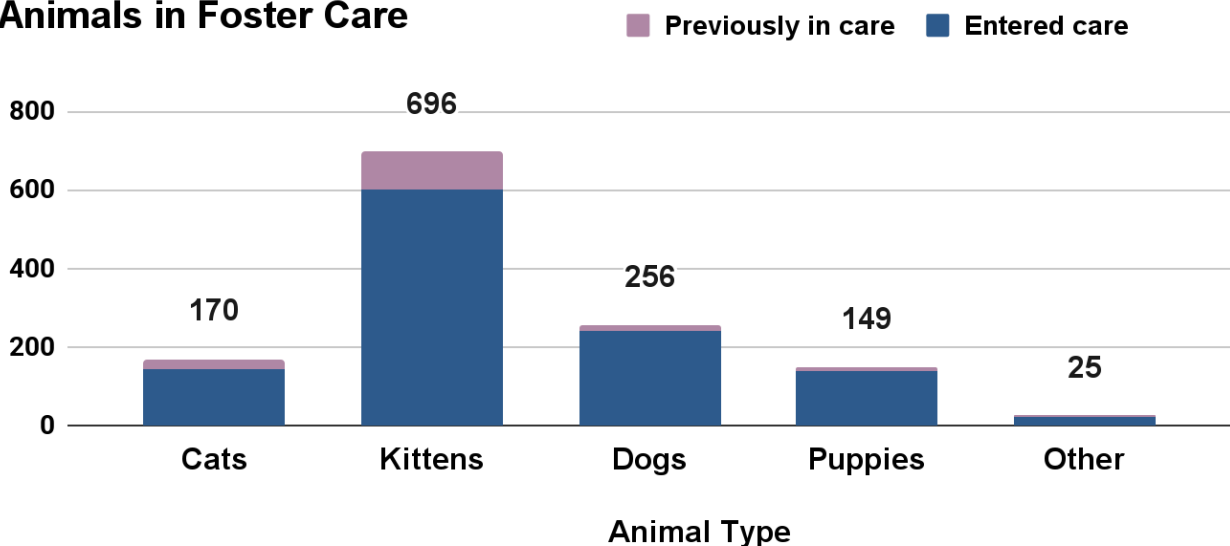
<b>Veterinary Service</b>	<b>Cats</b>	<b>Kittens</b>	<b>Dogs</b>	<b>Puppies</b>	<b>Other</b>	<b>Total</b>
Health Exams & Consults	3,891	3,562	7,127	708	2,433	16,115
Spay & Neuter Surgeries	544	425	590	47	36	1,642
Medications Administered	760	1,972	812	48	5	3,597
Tests & Diagnostics	115	161	29	24	3	332
Vaccinations	2,047	2,356	5,522	999	126	11,050
Other Vet Treatments	2,434	6,462	6,450	1,483	189	17,018
<b>Total Services</b>	<b>9,791</b>	<b>14,938</b>	<b>20,530</b>	<b>3,309</b>	<b>2,792</b>	<b>49,754</b>

## Fostered Animals

The foster program provides specialty care for puppies, kittens, animals recovering from medical conditions or treatments, and respite for animals who are stressed in the shelter environment. Fostering animals also helps us learn more about shelter animals - most of whom arrive as found animals with no known history about their behaviors and preferences- some of which are only apparent outside of the shelter in a home environment. The majority of animals in foster care were kittens, dogs, cats, puppies, and rabbits. *The MCAS foster program maintained a high capacity for adult dogs and puppies in FY 2025. Thank you to 370 foster volunteers for your lifesaving service.*

Animal type	Entered care	Previously in care	Total in foster care	Returned from care
Cats	144	26	170	155
Kittens	600	96	696	633
Dogs	241	15	256	242
Puppies	141	8	149	144
Other	24	1	25	25
<b>Total</b>	<b>1,150</b>	<b>146</b>	<b>1,296</b>	<b>1,199</b>

### Animals in Foster Care



## Animal Outcomes

Length of Stay (LOS)	Dog	Puppy	Cat	Kitten	Overall
Average Days	12	9	14	17	13

Return to Owner (RTO)*	Dog	Puppy	Cat	Kitten	Other	Total
Stray (No ID)	40%	13%	7%	1%	6%	17%
Stray (With ID)	67%	75%	31%	24%	48%	56%
<b>Average RTO Rate</b>	<b>50%</b>	<b>21%</b>	<b>13%</b>	<b>2%</b>	<b>19%</b>	<b>26%</b>

\*RTO is calculated only for reclaimed animals with a stray intake circumstance.

## Live Release Rate (Live Outcomes / Total Outcomes)

Dog	Puppy	Cat	Kitten	Wildlife	Other	Domestic Total*	Total
91%	96%	87%	90%	38%	91%	90%	89%

\*Domestic total includes all animals except wildlife. Overall total includes wildlife.

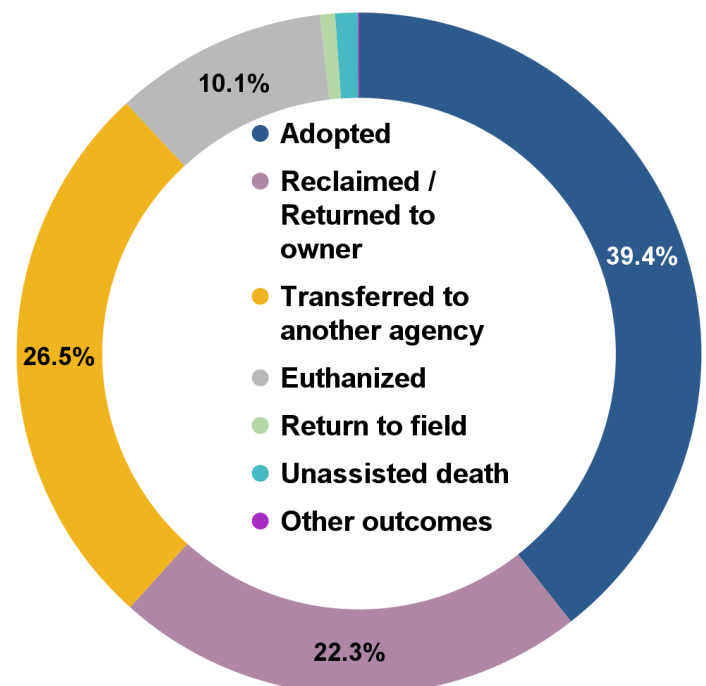
## Outcome Descriptions

2,917 or 39.4% of animals were adopted.

1,650 or 22.3% of animals were reclaimed by their owners. *The majority of animals represented in these outcomes were dogs with a license and/or microchip for owner-contact.*

1,960 or 26.5% of animals were transferred to another agency.

745 or 10.1% of animals were humanely euthanized, including cases of injured wildlife, injured or sick cats and kittens, and other domestic animals at the recommendation of a



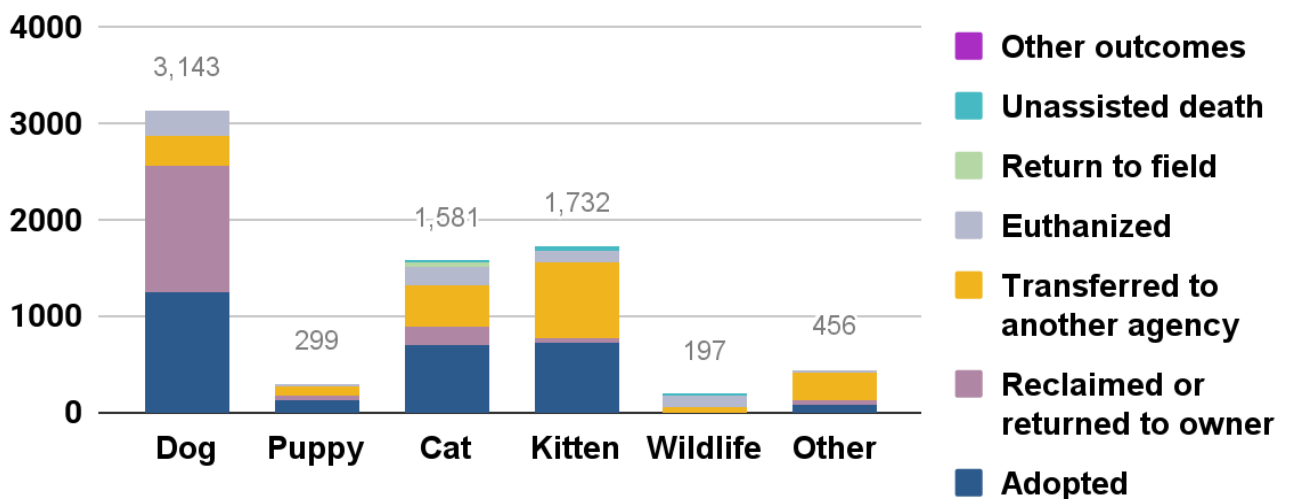
# FY 2025 Agency Annual Report

veterinarian, or for behavioral issues which would make an animal unsafe to place back into the community. There is decreased intake volume for cats, and an increased percentage of veterinary-recommended euthanasia for adult cats due to limited intake for sick, injured, or at-risk felines.

53 or 0.7% of animals were returned to field at the location where they were found. 78 or 1.1% of animals died in care. 5 or 0.1% of animals were lost in care.

Outcome Type	Dog	Puppy	Cat	Kitten	Wildlife	Other	Total
Adopted	1,258	124	703	742	0	90	2,917
Reclaimed / returned to owner	1,319	52	193	42	0	44	1,650
Transferred to another agency	292	110	438	770	72	278	1,960
Euthanized	270	7	189	127	115	37	745
Return to field	0	0	48	0	3	2	53
Unassisted death	3	5	8	50	7	5	78
Other outcomes	1	1	2	1	0	0	5
<b>Total</b>	<b>3,143</b>	<b>299</b>	<b>1,581</b>	<b>1,732</b>	<b>197</b>	<b>456</b>	<b>7,408</b>

## Animal Outcomes by Type and Circumstance



## Transfers

---

MCAS transferred 1,960 or 26.5% of shelter animals to other regional shelters and rescues.

***Thank you to our community partners for your lifesaving work in FY 2025.***

- Oregon Humane Society
- Cat Adoption Team
- Caye's Aquarium
- Bird Alliance Of Oregon
- Stumptown Strays
- Hiss & Hers Herp Hobbies
- I Pawed It Forward
- NW Animal Companions
- Harmony New Beginnings Animal Rescue
- Evergreen Pet Supply
- Lavender Haven Sanctuary and Rescue
- Humane Society For Southwest Washington
- West Columbia Gorge Humane Society
- Pawsitively Saved Rescue
- Oregon Humane Society Salem Campus
- Indigo Rescue
- Animal Aid Inc.
- One Tail at a Time Dog Rescue, LLC
- Cat Alliance Team Sanctuary
- Bulldog Haven NW
- Cats Meow Cat Rescue
- Street Dog Hero
- Silver Linings Rescue Ranch Dog Rescue
- Lancaster Four Dog Rescue
- Angels For Sara Sanctuary
- Pacific Pug Rescue
- Furfriends Animal Rescue Inc.
- Willamette Valley Ferret Shelter
- Rose City Rabbit Rescue
- Rat Way Sanctuary
- Oregon Department of Fish and Wildlife
- Oregon Dachshund Rescue
- Woof Project
- Wildwood Farm Sanctuary
- Salem Dogs Rescue
- Out To Pasture Rescue
- Oregon Weimaraner Rescue
- Oregon Dog Rescue
- New Life Asher House Rescue
- Hope's Haven
- English Springer Rescue America Inc.
- The Joys of Living Assistance Dogs
- Seattle Purebred Dog Rescue
- Rhodesian Ridgeback Rescue Inc.
- Rabbit Advocates
- Pawsitive Souls Rescue
- Paws For Life Rescue
- Pacific Coast K9 Rescue
- One Last Good Home
- Northwest Boxer Rescue
- Jack Russell Rescue Owii
- Italian Greyhound Rescue Foundation
- House Of Dreams
- Hood River Adopt a Dog Rescue
- Good Dog Retirement Home Rescue
- Furry Friends Rescue
- Fences For Fido Rescue
- Casa Dog Rescue

## Volunteers

Volunteers support the pets of our community in many different ways. A network of foster volunteers provides vital support to kittens, puppies, and other at-risk shelter animals. Volunteers walk and socialize dogs throughout the day, and support adoption meet & greets. They socialize cats and small animals. They help clean and add material enrichment to enclosures. They support the constant demand for clean laundry and dishes. They support office staff and special events, and so much more.

***Thank you volunteers for your service to the pets and people of our community!***

Volunteer Roles	Volunteers	FTE**	Hours
Cats	19	0.42	872
Cleaning	111	0.13	262
Dogs	142	2.37	4,924
Events	7	0.02	44
Foster Animals	370	31.04	64,556
Info Desk	19	0.93	1,934
Transport	20	0.08	171
Other (Office, surgery, reserve officer, etc.)	62	0.71	5,185
<b>Total*</b>	<b>623</b>	<b>37.47</b>	<b>77,947</b>

*\*Unique volunteers - many volunteers serve in multiple roles.*

*\*\*FTE is the estimated equivalent number of full-time employees.*




## Online Resources

Many services provided by MCAS are accessible online, at multcopets.org. Members of the public can search for adoptable or lost / found pets, license their pets, and learn about other resources and news. *In FY 2025, advertising campaigns promoting adoption significantly increased online traffic to these page categories.*

MCAS website pages are translated into four languages.

Page Categories	Page Views
Adoptable Pets	2,758,404
Lost & Found Pets	762,269
Home Page Visits	368,976
Licensing Resources	252,023
News & Updates	110,994
Low-Cost Services	59,255
Field Services	50,513
Volunteering	24,719
Other Pages	502,017
<b>Total</b>	<b>4,889,170</b>



## Donation Accounts

Thank you to our donors for your support of animals in our care! Animal Services maintains [donation funds](#) restricted for specific purposes. Below is a summary for the fiscal year. More information about donation fund expense categories and program budgets can be reviewed on the [Multnomah County Budget Office](#) public dashboards, updated regularly. *Represented financial data is current as of 8/26/25.*

Donation Fund	Beginning Balance	Revenue	Expenses	Ending Balance
Animal Care Fund (Dolly's Fund)	\$603,864	\$148,291	\$(65,633)	\$686,522
Adoption & Outreach Fund	\$905,396	\$86,746	\$(423,716)	\$568,426
Shelter Dreams Capital Fund	\$46,139	\$4,547	\$(4,933)	\$45,753
Spay & Neuter Fund	\$16,087	\$28,625	\$(3,333)	\$41,379
Rehab/Replace Animal Shelter	\$178,956	\$5,140	\$(73,124)	\$110,972
<b>Total</b>	<b>\$1,750,442</b>	<b>\$273,349</b>	<b>\$(570,739)</b>	<b>\$1,453,052</b>

## Field Services

Field Services officers responded to 7,783 urgent needs of community members and their pets, investigated cases of potential cruelty or neglect, loose-aggressive animals, bites, and picked up stray, injured, abandoned, potentially dangerous, or deceased animals. Officers also responded to non-urgent calls such as barking dogs, animal trespass, and other community issues.

Dispatch Category	Count	Percentage
Loose Animal- Injured / Aggressive / In Danger	1289	17%
Welfare Check	1269	16%
Bite Investigation - Dog	711	9%
Dead	653	8%
Emergency Custody	535	7%
Wildlife	517	7%

## ***FY 2025 Agency Annual Report***

Loose Animal- Nuisance	393	5%
Transport To/from Shelter/vet	341	4%
Confined Animal- Not Urgent	331	4%
Possibly Abandoned	306	4%
Confined Animal- Urgent	305	4%
Other	1133	15%
<b>Total</b>	<b>7783</b>	<b>100%</b>

### **Pet Licensing**

---

MCAS issued 32,254 total new or renewed licenses in FY 2025.

<b>Type</b>	<b>Cats</b>	<b>Dogs</b>	<b>Total</b>
Licenses Issued	11,563	20,691	<b>32,254</b>