



Summary

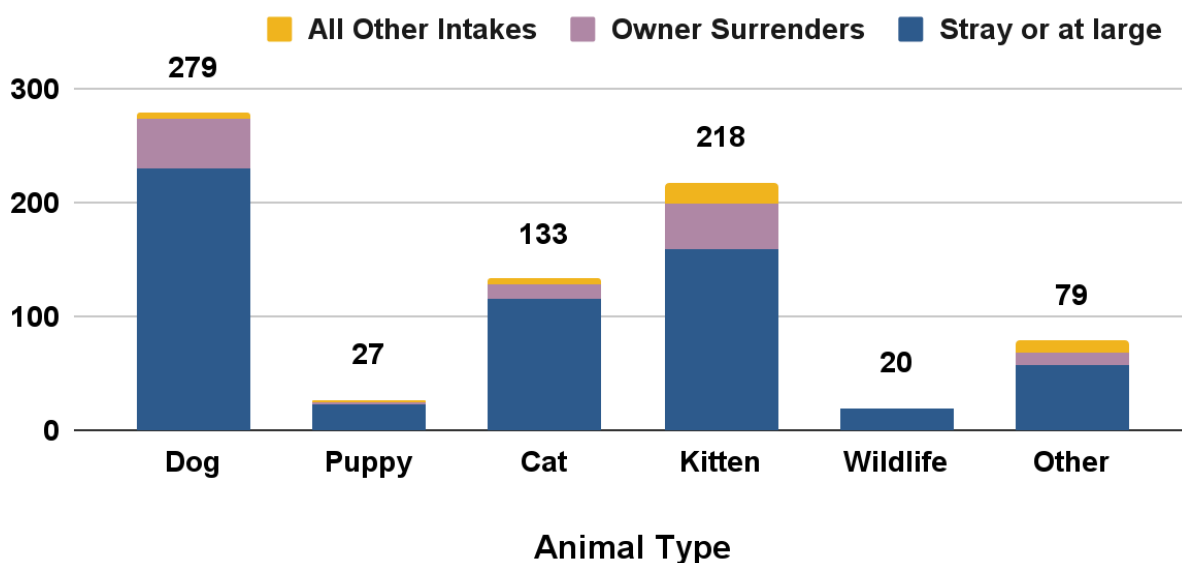
The July 2025 monthly report includes return to owner (RTO) rates for found animals, average length of stay (LOS), and live-release-rates. These are key industry measures for the effectiveness of shelter operations to reunite or find placements for animals. There are also numbers of volunteers in each role, in addition to contributed hours.

Animal Intake

MCAS accepted stray dogs, sick, injured or at-risk adult cats and kittens from the public. Officers also picked up stray or lost animals. Owner-surrendered animals were accepted on a case by case basis, depending on urgent circumstances; *adoption returns are also included in the total*. Other intakes represent animals placed into emergency custody by Animal Services officers, injured wildlife, or shelter offspring.

Intake Type	Dog	Puppy	Cat	Kitten	Wildlife	Other	Total
Stray or at large	230	23	116	160	19	58	606
Owner Surrenders	43	2	13	39	0	10	107
All Other Intakes	6	2	4	19	1	11	43
Total Live Intake	279	27	133	218	20	79	756

Animal Intake by Type and Circumstance



Veterinary Care Provided

Animal Health and Animal Care staff provided a wide range of veterinary services to animals in care.

To keep animals healthy, Animal Health staff administered vaccinations, including rabies, [DA2PP](#) and Bordetella for dogs and puppies, and [FVRCP](#) for cats and kittens.



They provided health exams and consultations, including routine exams, wound checks, pre-surgery checkups, behavior assessments, and reviewing test results or diagnoses with foster volunteers. *Due to veterinary staff availability, spay and neuter surgeries for shelter animals were limited.*

Some pre-adoption spay & neuter surgeries were completed at Oregon Humane Society (OHS) and Feral Cat Coalition of Oregon (FCCO).



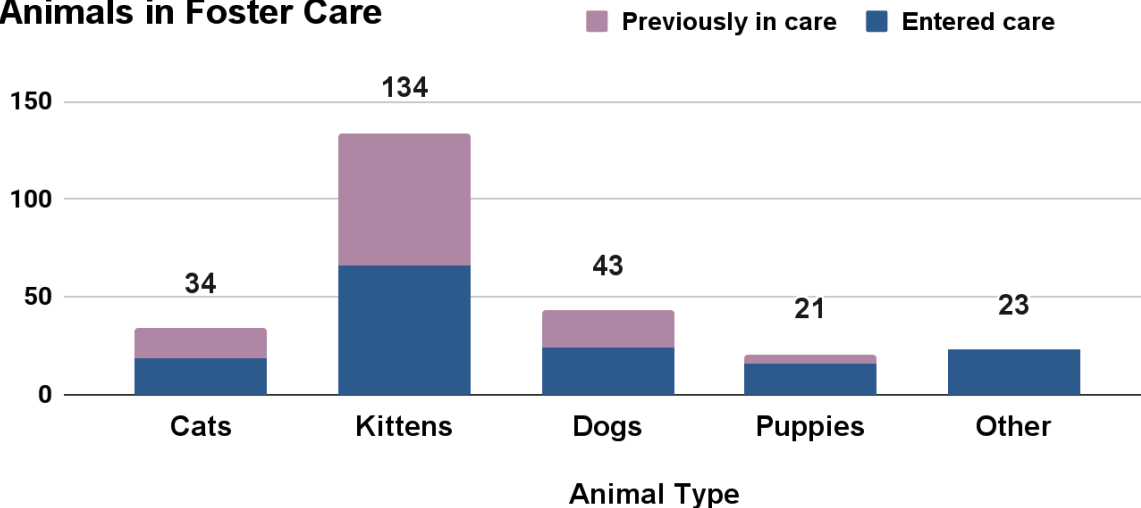
Veterinary Service	Cats	Kittens	Dogs	Puppies	Other	Total
Health Exams & Consults	222	353	419	33	233	1,129
Spay & Neuter Surgeries	38	26	62	5	5	136
Medications Administered	45	170	74	1	0	290
Tests & Diagnostics	6	7	3	1	0	17
Vaccinations	150	252	433	60	21	916
Other Vet Treatments	185	753	409	120	28	1,495
Total Services	646	1,561	1,400	220	287	3,983

Fostered Animals

The majority of animals in foster care were kittens, dogs, cats, and puppies. Many animals entered and left foster care over the course of the month, so the total number represents the cumulative total, and not the maximum number of animals in care at one time. **Thank you to 115 foster volunteers for your lifesaving service.**

Animal type	Entered care	Previously in care	Total in foster care	Returned from care
Cats	19	15	34	14
Kittens	66	68	134	73
Dogs	24	19	43	32
Puppies	16	5	21	14
Other	23	0	23	8
Total	148	107	255	141

Animals in Foster Care



Animal Outcomes

Length of Stay (LOS)	Dog	Puppy	Cat	Kitten	Overall
Average Days	18	12	15	14	15

Return to Owner (RTO)*	Dog	Puppy	Cat	Kitten	Other	Total
Stray (No ID)	45%	5%	7%	2%	0%	19%
Stray (With ID)	68%	33%	41%	27%	5%	44%
Average RTO Rate	53%	9%	19%	4%	3%	26%

*RTO is calculated only for reclaimed animals with a stray intake circumstance.

Live Release Rate (Live Outcomes / Total Outcomes)*

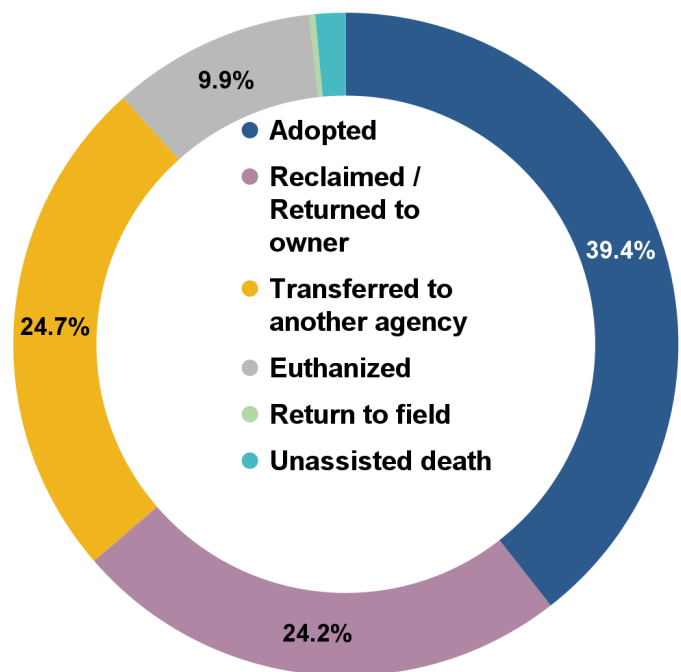
Dog	Puppy	Cat	Kitten	Wildlife	Other	Domestic Total	Total
92%	100%	91%	88%	25%	86%	91%	89%

267 or 39.4% of animals were adopted.

164 or 24.2% of animals were reclaimed by their owners. *The majority of animals represented in these outcomes were dogs with a license and/or microchip for owner-contact.*

167 or 24.7% of animals were transferred to another agency.

67 or 9.9% of animals were humanely euthanized, including cases of injured wildlife, injured or severely sick cats and kittens, and other domestic animals for medical reasons, or for behavioral issues which would make an animal unsafe to place back into the community. [Cat intake is officially limited to cases where the cat is sick or injured, or in immediate danger due to cruelty, neglect,](#)



July 2025 - Agency Monthly Report

[and similar circumstances](#). There is decreased intake volume for cats, and an increased percentage of medically-recommended euthanasia for adult cats due to these intake conditions.

2 cats, or 0.3% of animals were returned to the field at the location where they were found. 10 or 1.5% of animals died unassisted while in care.

Outcome Type	Dog	Puppy	Cat	Kitten	Wildlife	Other	Total
Adopted	94	8	62	94	0	9	267
Reclaimed / returned to owner	130	2	24	6	0	2	164
Transferred to another agency	38	15	27	49	5	33	167
Euthanized	22	0	11	16	15	3	67
Return to field	0	0	2	0	0	0	2
Unassisted death	1	0	1	4	0	4	10
Other outcomes	0	0	0	0	0	0	0
Total	285	25	127	169	20	51	677

Transfers

MCAS transferred 167 or 25% of shelter animals to other shelters and rescues. ***Thank you to our community partners for your lifesaving work.***

- Oregon Humane Society
- Cat Adoption Team
- The Wet Spot Tropical Fish
- Caye's Aquarium
- Lavender Haven Sanctuary and Rescue
- Hiss & Hers Herp Hobbies
- Silver Linings Rescue Ranch Dog Rescue
- Bulldog Haven NW
- Bird Alliance Of Oregon
- West Columbia Gorge Humane Society
- Street Dog Hero
- One Tail At A Time Dog Rescue, LLC
- Lancaster Four Dog Rescue
- Evergreen Pet Supply
- Wildwood Farm Sanctuary
- Second Chance Cocker Rescue
- Seattle Purebred Dog Rescue
- PDX Bomb Dogs Rescue
- Oregon Weimaraner Rescue
- Italian Greyhound Rescue Foundation
- House Of Dreams
- Hope's Haven
- Cat Alliance Team Sanctuary

Volunteers

Volunteers support the pets of our community in many different ways. A network of foster volunteers provides vital support to kittens, puppies, and other at-risk shelter animals. Volunteers walk and socialize dogs throughout the day, and support adoption meet & greets. They socialize cats and small animals. They help clean and add material enrichment to enclosures. They support the constant demand for clean laundry and dishes. They support office staff and special events, and so much more.

Thank you to our volunteers for your service to the pets and people of our community!

Volunteer Roles	Volunteers	FTE**	Hours
Cats	10	0.81	140
Cleaning	36	1.23	212
Dogs	49	2.62	454
Events	1	0.00	1
Foster Animals	115	36.56	6,336
Info Desk	12	0.98	170
Transport	3	0.06	10
Other (Office, surgery, reserve officer, etc.)	20	0.87	194
Total*	222	43.37	7,516

**Unique volunteers - many volunteers serve in multiple roles.*

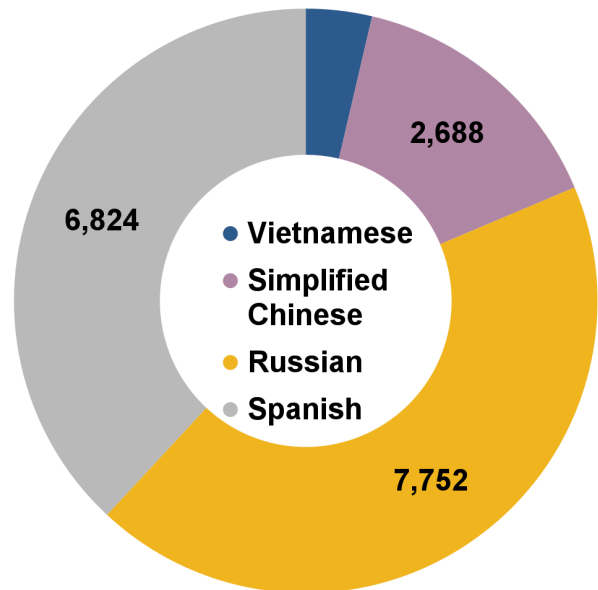
***FTE is the estimated equivalent number of full-time employees.*

Online Resources

Many services provided by MCAS are accessible online, at multcopets.org. Members of the public can search for adoptable or lost / found pets, license their pets, and learn about other resources and news. MCAS website pages are translated into four languages.

Page Categories	Page Views
Adoptable Pets	176,070
Lost & Found Pets	72,867
Home Page Visits	36,133
Licensing Resources	21,402
News & Updates	7,484
Low-Cost Services	3,819
Kitten Resources	493
Field Services	4,556
Volunteering	1,907
Other Pages	29,433
Total	354,164

Translated Page Visits



Donation Accounts

Animal Services maintains [donation funds](#) restricted for specific purposes. Below is a summary for the month. More information about donation fund expense categories and program budgets can be reviewed on the [Multnomah County Budget Office](#) public dashboards, updated regularly. *Represented financial data is current as of 8/26/25.*

Donation Fund	Beginning Balance	Revenue	Expenses	Ending Balance
Animal Care Fund (Dolly's Fund)	\$ 686,522	\$ 9,266	\$ (3,399)	\$ 692,389
Adoption & Outreach Fund	\$ 568,426	\$ 5,026	\$ (8,414)	\$ 565,038
Shelter Dreams Capital Fund	\$ 45,753	\$ 60	\$ -	\$ 45,813
Spay & Neuter Fund	\$ 41,379	\$ 25,150	\$ -	\$ 66,529
Rehab/Replace Animal Shelter	\$ 110,972	\$ -	\$ -	\$ 110,972
Total	\$ 1,453,052	\$ 39,502	\$ (11,813)	\$ 1,480,741

Field Services

Field Services officers responded to many urgent needs of community members and their pets, conducting welfare checks to investigate potential cases of cruelty or neglect, investigating bites, loose-aggressive animals, and picking up stray, injured, abandoned, potentially dangerous, or deceased animals. Officers also responded to non-urgent calls such as barking dogs, animal trespass, and other community issues.

Dispatch Category	Count	Percentage
Welfare Check	116	16%
Bite Investigation - Dog	71	10%
Dead	67	9%
Loose Aggressive Follow-Up	58	8%
Emergency Custody	54	8%
Confined Animal- Not Urgent	49	7%
Confined Animal- Urgent	47	7%
Loose Animal- Injured / Aggressive / In Danger	42	6%
Transport To/from Shelter/vet	38	5%
Wildlife	33	5%
Loose Animal- Nuisance	28	4%
Other	108	15%
Total	711	100%

Pet Licensing

MCAS issued 2,729 total new or renewed licenses.

Type	Cats	Dogs	Total
Licenses Issued	1,034	1,695	2,729