



Summary

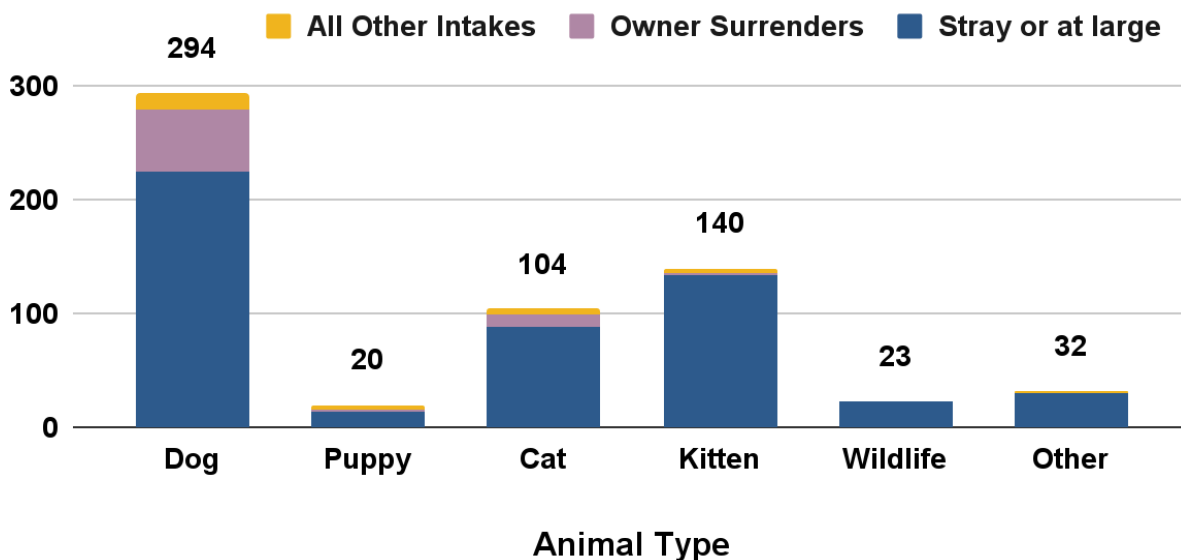
The June 2025 monthly report includes return to owner (RTO) rates for found animals, average length of stay (LOS), and live-release-rates. These are key industry measures for the effectiveness of shelter operations to reunite or find placements for animals. There are also numbers of volunteers in each role, in addition to contributed hours.

Animal Intake

MCAS accepted stray dogs, sick, injured or at-risk adult cats and kittens from the public. Officers also picked up stray or lost animals. Owner-surrendered animals were accepted on a case by case basis, depending on urgent circumstances; *adoption returns are also included in the total*. Other intakes represent animals placed into emergency custody by Animal Services officers, injured wildlife, or shelter offspring.

Intake Type	Dog	Puppy	Cat	Kitten	Wildlife	Other	Total
Stray or at large	224	14	88	133	23	30	512
Owner Surrenders	55	1	11	2	0	0	69
All Other Intakes	15	5	5	5	0	2	32
Total Live Intake	294	20	104	140	23	32	613

Animal Intake by Type and Circumstance



Veterinary Care Provided

Animal Health and Animal Care staff provided a wide range of veterinary services to animals in care.

To keep animals healthy, Animal Health staff administered vaccinations, including rabies, [DA2PP](#) and Bordetella for dogs and puppies, and [FVRCP](#) for cats and kittens.



They provided health exams and consultations, including routine exams, wound checks, pre-surgery checkups, behavior assessments, and reviewing test results or diagnoses with foster volunteers. *Due to veterinary staff availability, spay and neuter surgeries for shelter animals were limited, and some adopters were issued vouchers to complete surgeries and rabies vaccination at contracted veterinary clinics, including Oregon Humane Society (OHS). Some pre-adoption spay & neuter surgeries were completed at OHS and Feral Cat Coalition of Oregon (FCCO).*



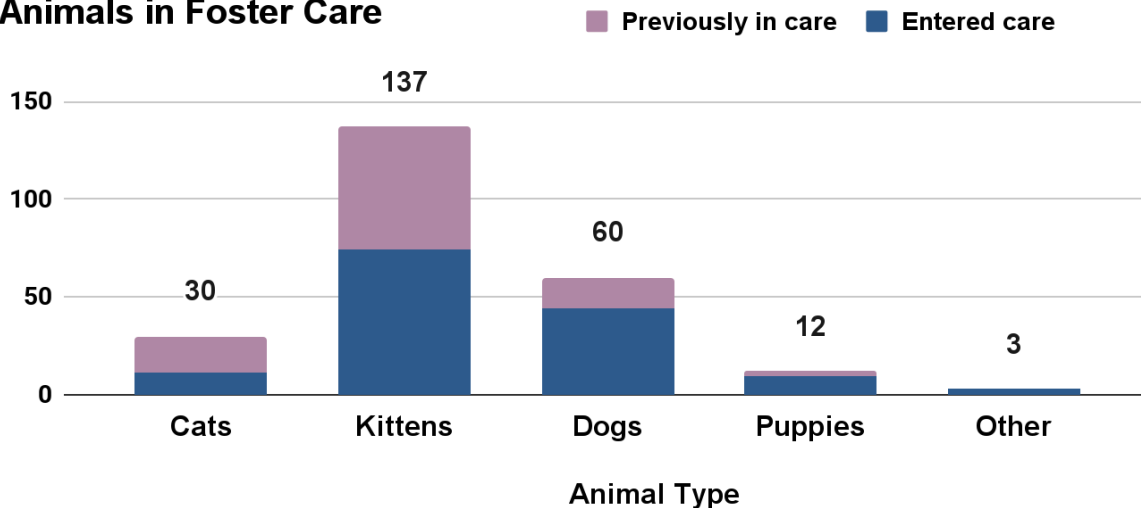
Veterinary Service	Cats	Kittens	Dogs	Puppies	Other	Total
Health Exams & Consults	182	298	418	35	181	1,000
Spay & Neuter Surgeries	54	17	40	3	5	119
Medications Administered	21	44	29	4	2	100
Tests & Diagnostics	1	13	0	2	1	17
Vaccinations	103	192	388	55	9	747
Other Vet Treatments	120	502	409	64	18	1,113
Total Services	481	1,066	1,284	163	216	3,096

Fostered Animals

The majority of animals in foster care were kittens, dogs, cats, and puppies. Many animals entered and left foster care over the course of the month, so the total number represents the cumulative total, and not the maximum number of animals in care at one time. **Thank you to 117 foster volunteers for your lifesaving service.**

Animal type	Entered care	Previously in care	Total in foster care	Returned from care
Cats	11	19	30	14
Kittens	74	63	137	71
Dogs	44	16	60	43
Puppies	10	2	12	7
Other	3	0	3	3
Total	142	100	242	138

Animals in Foster Care



Animal Outcomes

Length of Stay (LOS)	Dog	Puppy	Cat	Kitten	Overall
Average Days	12	5	12	15	12

Return to Owner (RTO)*	Dog	Puppy	Cat	Kitten	Other	Total
Stray (No ID)	45%	33%	2%	0%	13%	20%
Stray (With ID)	67%	50%	54%	60%	50%	61%
Average RTO Rate	52%	36%	18%	2%	30%	31%

*RTO is calculated only for reclaimed animals with a stray intake circumstance.

Live Release Rate (Live Outcomes / Total Outcomes)*

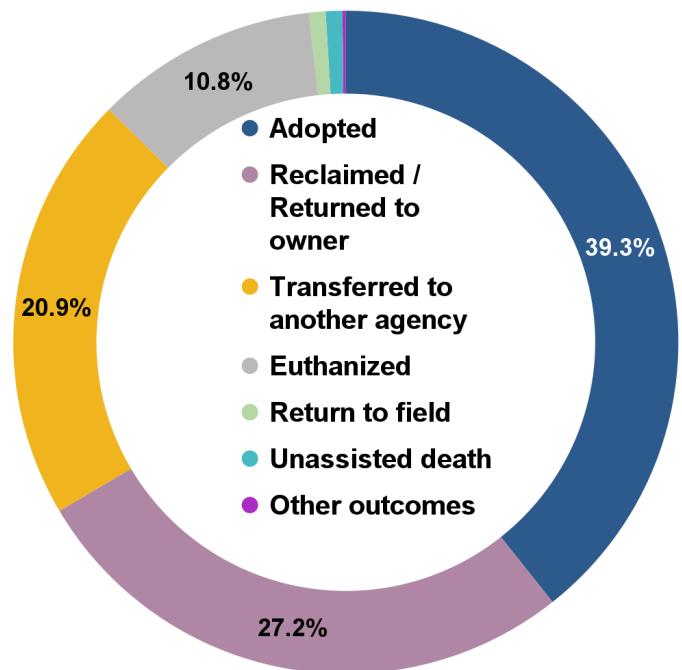
Dog	Puppy	Cat	Kitten	Wildlife	Other	Domestic Total	Total
94%	94%	81%	88%	50%	86%	90%	88%

243 or 39.3% of animals were adopted.

168 or 27.2% of animals were reclaimed by their owners. *The majority of animals represented in these outcomes were dogs with a license and/or microchip for owner-contact.*

129 or 20.9% of animals were transferred to another agency.

67 or 10.8% of animals were humanely euthanized, including cases of injured wildlife, injured or severely sick cats and kittens, and other domestic animals for medical reasons, or for behavioral issues which would make an animal unsafe to place back into the community. [Cat intake is officially limited to cases where the cat is sick or injured, or in immediate danger due to cruelty, neglect,](#)



June 2025 - Agency Monthly Report

[and similar circumstances](#). There is decreased intake volume for cats, and an increased percentage of medically-recommended euthanasia for adult cats due to these intake conditions.

5 cats, or 0.8% of animals were returned to the field at the location where they were found. 3 kittens, and 2 guinea pigs, or 0.8% of animals died unassisted while in care. 1 puppy, or 0.2% of animals were lost in care (escaped).

Outcome Type	Dog	Puppy	Cat	Kitten	Wildlife	Other	Total
Adopted	124	7	35	70	0	7	243
Reclaimed / returned to owner	132	5	19	3	0	9	168
Transferred to another agency	23	3	20	56	12	15	129
Euthanized	18	0	19	15	12	3	67
Return to field	0	0	5	0	0	0	5
Unassisted death	0	0	0	3	0	2	5
Other outcomes	0	1	0	0	0	0	1
Total	297	16	98	147	24	36	618

Transfers

MCAS transferred 129 or 21% of shelter animals to other shelters and rescues. ***Thank you to our community partners for your lifesaving work.***

- Oregon Humane Society
- Bird Alliance Of Oregon
- Cat Adoption Team
- Harmony New Beginnings Animal Rescue
- Lavender Haven Sanctuary and Rescue
- Evergreen Pet Supply
- Paws For Life Rescue
- Hiss & Hers Herp Hobbies
- Indigo Rescue
- I Pawed It Forward
- Hope's Haven
- Angels For Sara Sanctuary

Volunteers

Volunteers support the pets of our community in many different ways. A network of foster volunteers provides vital support to kittens, puppies, and other at-risk shelter animals. Volunteers walk and socialize dogs throughout the day, and support adoption meet & greets. They socialize cats and small animals. They help clean and add material enrichment to enclosures. They support the constant demand for clean laundry and dishes. They support office staff and special events, and so much more.

Thank you to our volunteers for your service to the pets and people of our community!

Volunteer Roles	Volunteers	FTE**	Hours
Cats	10	0.48	84
Cleaning	35	1.32	229
Dogs	47	2.74	475
Events	0	0.00	0
Foster Animals	117	35.47	6,147
Info Desk	12	1.05	183
Transport	5	0.11	19
Other (Office, surgery, reserve officer, etc.)	22	1.18	244
Total*	225	42.59	7,381

**Unique volunteers - many volunteers serve in multiple roles.*

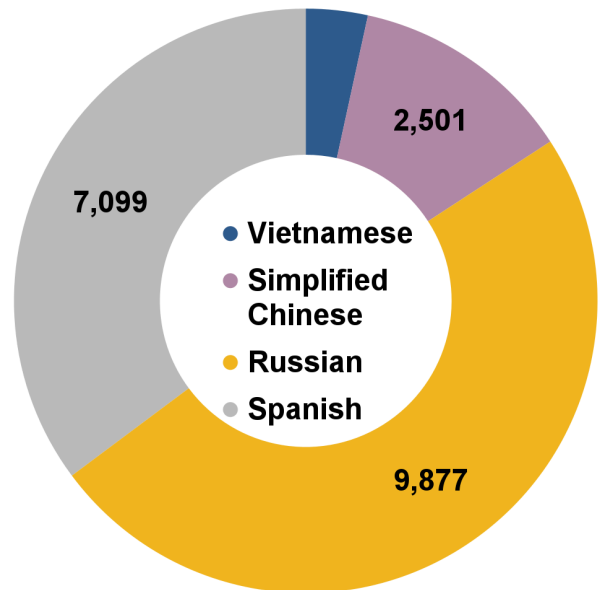
***FTE is the estimated equivalent number of full-time employees.*

Online Resources

Many services provided by MCAS are accessible online, at multcopets.org. Members of the public can search for adoptable or lost / found pets, license their pets, and learn about other resources and news. MCAS website pages are translated into four languages.

Page Categories	Page Views
Adoptable Pets	159,948
Lost & Found Pets	67,048
Home Page Visits	34,488
Licensing Resources	23,387
News & Updates	6,360
Low-Cost Services	3,324
Kitten Resources	374
Field Services	4,730
Volunteering	1,995
Other Pages	34,188
Total	335,842

Translated Page Visits



Field Services

Field Services officers responded to many urgent needs of community members and their pets, conducting welfare checks to investigate potential cases of cruelty or neglect, investigating bites, loose-aggressive animals, and picking up stray, injured, abandoned, potentially dangerous, or deceased animals. Officers also responded to non-urgent calls such as barking dogs, animal trespass, and other community issues.

Dispatch Category	Count	Percentage
Welfare Check	106	17%
Bite Investigation - Dog	66	10%
Confined Animal- Not Urgent	55	9%
Loose Aggressive Follow-Up	54	9%
Wildlife	44	7%
Transport To/from Shelter/vet	44	7%
Dead	44	7%
Loose Animal- Injured / Aggressive / In Danger	43	7%
Confined Animal- Urgent	41	6%
Emergency Custody	35	6%
Possibly Abandoned	20	3%
Other	83	13%
Total	635	100%

Pet Licensing

MCAS issued 3,042 total new or renewed licenses.

Type	Cats	Dogs	Total
Licenses Issued	1,136	1,906	3,042