



Summary

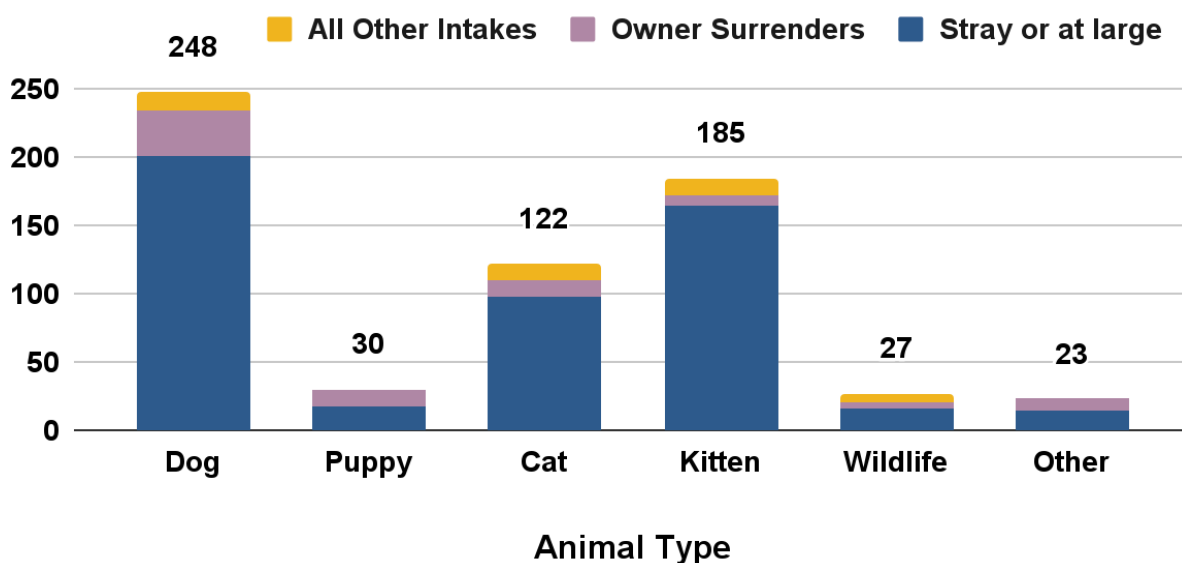
The May 2025 monthly report includes return to owner (RTO) rates for found animals, average length of stay (LOS), and live-release-rates. These are key industry measures for the effectiveness of shelter operations to reunite or find placements for animals. There are also numbers of volunteers in each role, in addition to contributed hours.

Animal Intake

MCAS accepted stray dogs, sick, injured or at-risk adult cats and kittens from the public. Officers also picked up stray or lost animals. Owner-surrendered animals were accepted on a case by case basis, depending on urgent circumstances; *adoption returns are also included in the total*. Other intakes represent animals placed into emergency custody by Animal Services officers, injured wildlife, or shelter offspring.

Intake Type	Dog	Puppy	Cat	Kitten	Wildlife	Other	Total
Stray or at large	201	17	98	165	16	15	512
Owner Surrenders	34	12	12	7	5	8	78
All Other Intakes	13	1	12	13	6	0	45
Total Live Intake	248	30	122	185	27	23	635

Animal Intake by Type and Circumstance



Veterinary Care Provided

Animal Health and Animal Care staff provided a wide range of veterinary services to animals in care.

To keep animals healthy, Animal Health staff administered vaccinations, including rabies, [DA2PP](#) and Bordetella for dogs and puppies, and [FVRCP](#) for cats and kittens.



They provided health exams and consultations, including routine exams, wound checks, pre-surgery checkups, behavior assessments, and reviewing test results or diagnoses with foster volunteers. *Due to veterinary staff availability, spay and neuter surgeries for shelter animals were limited, and some adopters were issued vouchers to complete surgeries and rabies vaccination at contracted veterinary clinics, including Oregon Humane Society.*

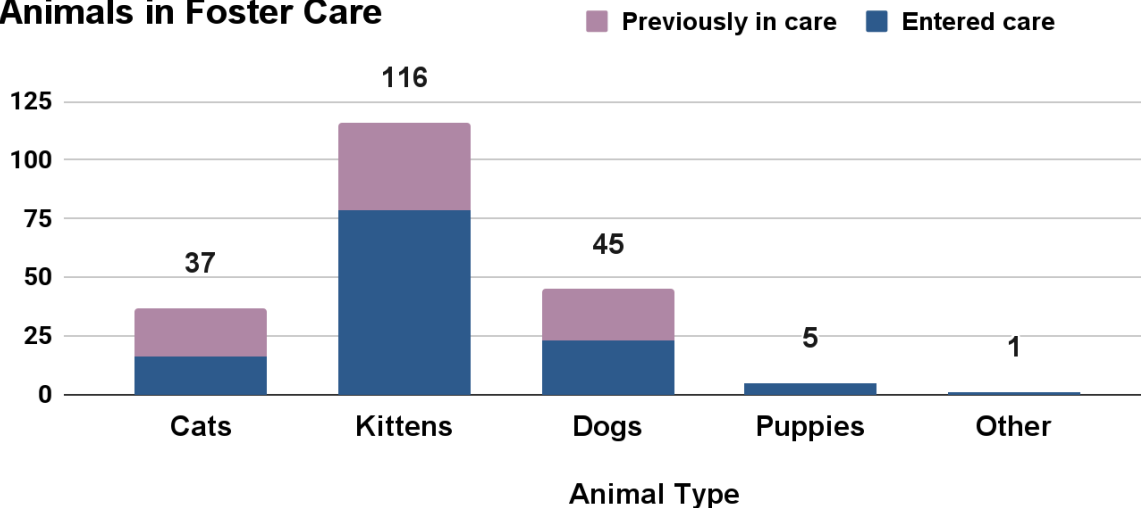
Veterinary Service	Cats	Kittens	Dogs	Puppies	Other	Total
Health Exams & Consults	297	202	437	39	179	1,022
Spay & Neuter Surgeries	60	20	50	2	0	132
Medications Administered	37	10	31	4	0	82
Tests & Diagnostics	18	1	4	2	2	27
Vaccinations	156	116	360	89	5	726
Other Vet Treatments	175	382	350	103	8	1,018
Total Services	743	731	1,232	239	194	3,007

Fostered Animals

The majority of animals in foster care were kittens, dogs, cats, and puppies. Many animals entered and left foster care over the course of the month, so the total number represents the cumulative total, and not the maximum number of animals in care at one time. **Thank you to 102 foster volunteers for your lifesaving service.**

Animal type	Entered care	Previously in care	Total in foster care	Returned from care
Cats	16	21	37	18
Kittens	79	37	116	55
Dogs	23	22	45	28
Puppies	5	0	5	3
Other	1	0	1	1
Total	124	80	204	105

Animals in Foster Care



Animal Outcomes

Length of Stay (LOS)	Dog	Puppy	Cat	Kitten	Overall
Average Days	11	3	13	12	11

Return to Owner (RTO)*	Dog	Puppy	Cat	Kitten	Other	Total
Stray (No ID)	39%	7%	5%	0%	15%	15%
Stray (With ID)	70%	100%	36%	50%	50%	61%
Average RTO Rate	49%	24%	14%	1%	20%	24%

*RTO is calculated only for reclaimed animals with a stray intake circumstance.

Live Release Rate (Live Outcomes / Total Outcomes)*

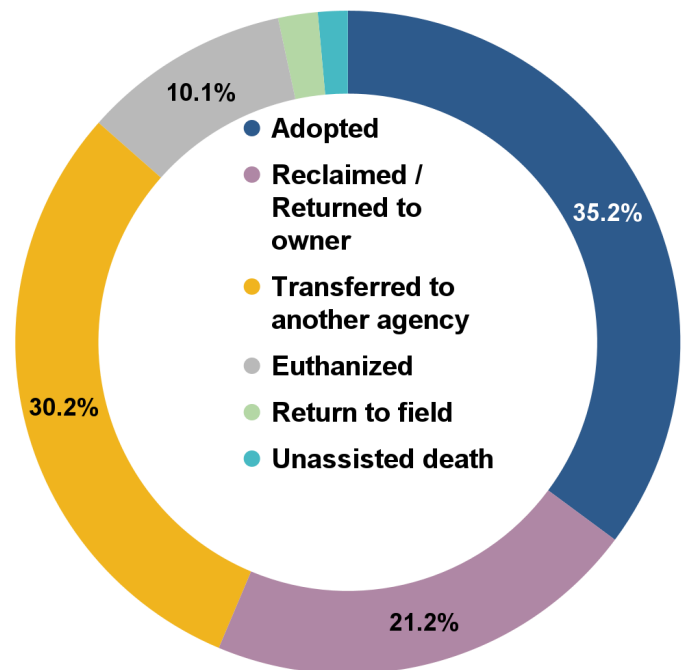
Dog	Puppy	Cat	Kitten	Wildlife	Other	Domestic Total	Total
91%	100%	88%	89%	56%	86%	90%	88%

219 or 35.2% of animals were adopted.

132 or 21.2% of animals were reclaimed by their owners. *The majority of animals represented in these outcomes were dogs with a license and/or microchip for owner-contact.*

188 or 30.2% of animals were transferred to another agency.

63 or 10.1% of animals were humanely euthanized, including cases of injured wildlife, injured or severely sick cats and kittens, and other domestic animals for medical reasons, or for behavioral issues which would make an animal unsafe to place back into the community. [Cat intake is officially limited to cases where the cat is sick or injured, or in immediate danger due to cruelty, neglect,](#)



[and similar circumstances](#). There is decreased intake volume for cats, and an increased percentage of medically-recommended euthanasia for adult cats due to these intake conditions.

12 animals, or 1.9% of animals were returned to the field at the location where they were found. 1 dog, 1 cat, and 7 kittens, or 1.4% of animals died unassisted while in care.

Outcome Type	Dog	Puppy	Cat	Kitten	Wildlife	Other	Total
Adopted	93	18	56	41	0	11	219
Reclaimed / returned to owner	108	4	16	1	0	3	132
Transferred to another agency	25	4	53	89	13	4	188
Euthanized	22	0	18	9	11	3	63
Return to field	0	0	11	0	1	0	12
Unassisted death	1	0	1	7	0	0	9
Other outcomes	0	0	0	0	0	0	0
Total	249	26	155	147	25	21	623

Transfers

MCAS transferred 188 or 30.2% of shelter animals to other shelters and rescues. ***Thank you to our community partners for your lifesaving work.***

- Oregon Humane Society
- Cat Adoption Team
- West Columbia Gorge Humane Society
- Harmony New Beginnings Animal Rescue
- Lavender Haven Sanctuary and Rescue
- Humane Society For Southwest Washington
- Bird Alliance of Oregon
- Stumptown Strays
- Pacific Coast K9 Rescue
- Oregon Dog Rescue
- Oregon Department of Fish And Wildlife
- Oregon Dachshund Rescue
- Lancaster Four Dog Rescue
- Hood River Adopt a Dog Rescue
- Cat Alliance Team Sanctuary

Volunteers

Volunteers support the pets of our community in many different ways. A network of foster volunteers provides vital support to kittens, puppies, and other at-risk shelter animals. Volunteers walk and socialize dogs throughout the day, and support adoption meet & greets. They socialize cats and small animals. They help clean and add material enrichment to enclosures. They support the constant demand for clean laundry and dishes. They support office staff and special events, and so much more.

Thank you to our volunteers for your service to the pets and people of our community!

Volunteer Roles	Volunteers	FTE**	Hours
Cats	10	0.66	114
Cleaning	36	1.48	257
Dogs	49	2.93	508
Events	0	0.00	0
Foster Animals	102	27.42	4,752
Info Desk	11	0.89	154
Transport	5	0.19	32
Other (Office, surgery, reserve officer, etc.)	39	1.00	224
Total*	223	34.86	6,041

**Unique volunteers - many volunteers serve in multiple roles.*

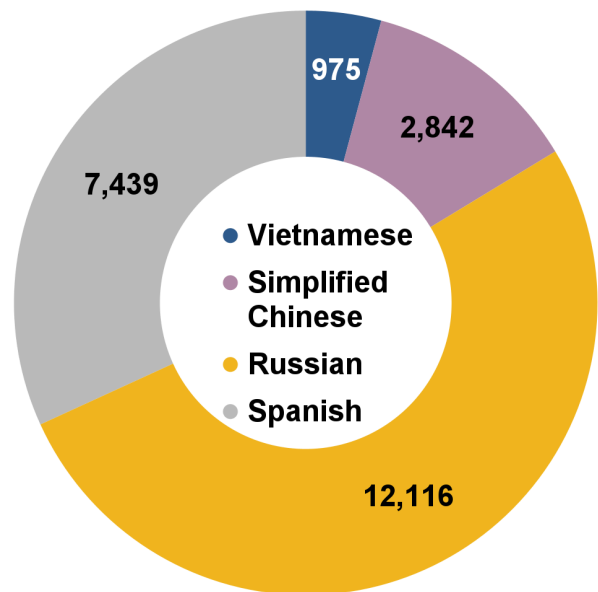
***FTE is the estimated equivalent number of full-time employees.*

Online Resources

Many services provided by MCAS are accessible online, at multcopets.org. Members of the public can search for adoptable or lost / found pets, license their pets, and learn about other resources and news. MCAS website pages are translated into four languages.

Page Categories	Page Views
Adoptable Pets	170,783
Lost & Found Pets	63,606
Home Page Visits	32,262
Licensing Resources	23,625
News & Updates	10,776
Low-Cost Services	3,623
Kitten Resources	408
Field Services	4,796
Volunteering	2,259
Other Pages	52,616
Total	364,754

Translated Page Visits



Field Services

Field Services officers responded to many urgent needs of community members and their pets, investigated cases of potential cruelty or neglect, loose-aggressive animals, bites, and picked up stray, injured, abandoned, potentially dangerous, or deceased animals. Officers also responded to non-urgent calls such as barking dogs, animal trespass, and other community issues.

Dispatch Category	Count	Percentage
Welfare Check	107	15%
Bite Investigation - Dog	78	11%
Loose Animal- Injured / Aggressive / In Danger	58	8%
Loose Aggressive Follow-Up	58	8%
Dead	52	7%
Emergency Custody	50	7%
Confined Animal- Not Urgent	44	6%
Transport To/from Shelter/vet	41	6%
Loose Animal- Nuisance	37	5%
Confined Animal- Urgent	37	5%
Wildlife	35	5%
Other	102	15%
Total	699	100%

Pet Licensing

MCAS issued 3,007 total new or renewed licenses.

Type	Cats	Dogs	Total
Licenses Issued	1,085	1,922	3,007