



Summary

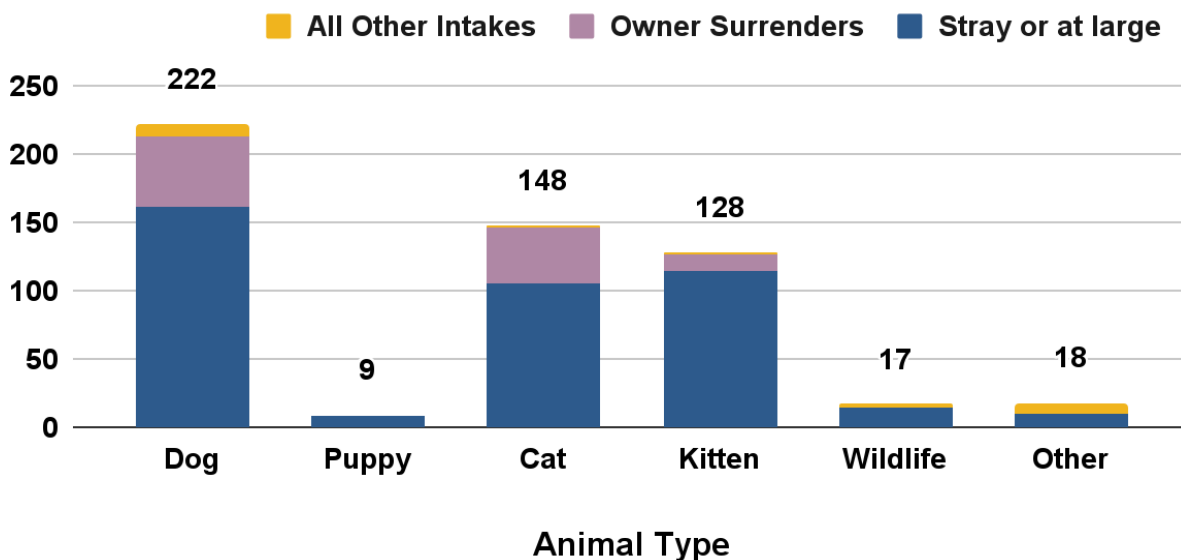
The April 2025 monthly report includes return to owner (RTO) rates for found animals, average length of stay (LOS), and live-release-rates. These are key industry measures for the effectiveness of shelter operations to reunite or find placements for animals. There are also numbers of volunteers in each role, in addition to contributed hours.

Animal Intake

MCAS accepted stray dogs, sick, injured or at-risk adult cats and kittens from the public. Officers also picked up stray or lost animals. Owner-surrendered animals were accepted on a case by case basis, depending on urgent circumstances; *adoption returns are also included in the total*. Other intakes represent animals placed into emergency custody by Animal Services officers, injured wildlife, or shelter offspring.

Intake Type	Dog	Puppy	Cat	Kitten	Wildlife	Other	Total
Stray or at large	161	8	105	114	14	10	412
Owner Surrenders	52	1	41	13	0	0	107
All Other Intakes	9	0	2	1	3	8	23
Total Live Intake	222	9	148	128	17	18	542

Animal Intake by Type and Circumstance



Veterinary Care Provided

Animal Health and Animal Care staff provided a wide range of veterinary services to animals in care.

To keep animals healthy, Animal Health staff administered vaccinations, including rabies, [DA2PP](#) and Bordetella for dogs and puppies, and [FVRCP](#) for cats and kittens.



They provided health exams and consultations, including routine exams, wound checks, pre-surgery checkups, behavior assessments, and reviewing test results or diagnoses with foster volunteers. *Due to veterinary staff availability, spay and neuter surgeries for shelter animals were limited, and some adopters were issued vouchers to complete surgeries and rabies vaccination at contracted veterinary clinics, including Oregon Humane Society.*

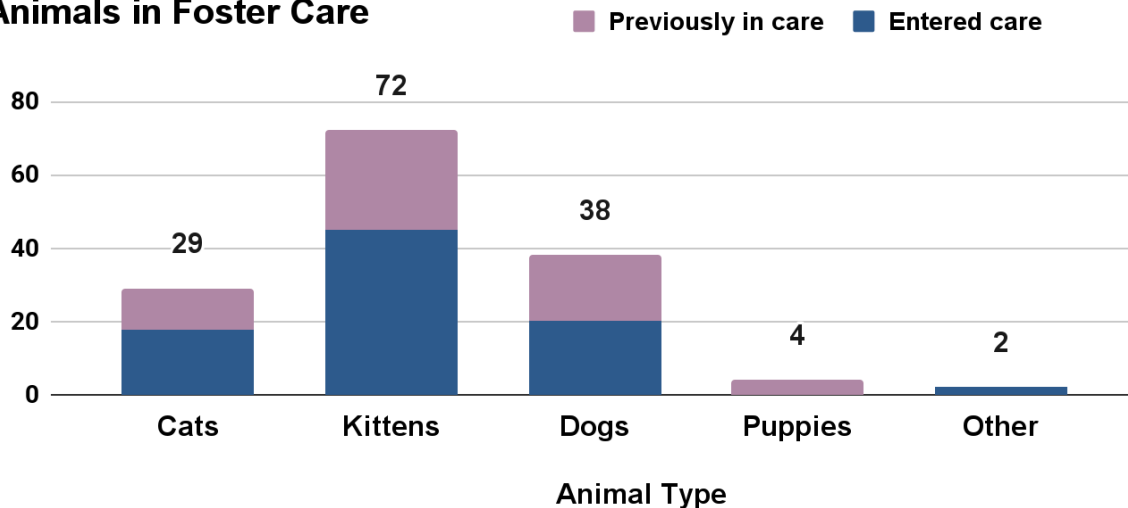
Veterinary Service	Cats	Kittens	Dogs	Puppies	Other	Total
Health Exams & Consults	281	199	394	24	165	928
Spay & Neuter Surgeries	56	14	58	7	0	135
Medications Administered	20	227	22	2	2	273
Tests & Diagnostics	15	2	1	2	0	20
Vaccinations	161	102	303	49	5	620
Other Vet Treatments	210	390	299	56	5	960
Total Services	743	934	1,077	140	177	2,936

Fostered Animals

The majority of animals in foster care were kittens, dogs, cats, and puppies. Many animals entered and left foster care over the course of the month, so the total number represents the cumulative total, and not the maximum number of animals in care at one time. **Thank you to 74 foster volunteers for your lifesaving service.**

Animal type	Entered care	Previously in care	Total in foster care	Returned from care
Cats	18	11	29	9
Kittens	45	27	72	41
Dogs	20	18	38	16
Puppies	0	4	4	4
Other	2	0	2	2
Total	85	60	145	72

Animals in Foster Care



Animal Outcomes

Length of Stay (LOS)	Dog	Puppy	Cat	Kitten	Overall
Average Days	15	5	8	10	11

Return to Owner (RTO)*	Dog	Puppy	Cat	Kitten	Other	Total
Stray (No ID)	43%	33%	9%	0%	0%	18%
Stray (With ID)	60%	50%	24%	0%	17%	45%
Average RTO Rate	50%	38%	13%	0%	10%	25%

*RTO is calculated only for reclaimed animals with a stray intake circumstance.

Live Release Rate (Live Outcomes / Total Outcomes)*

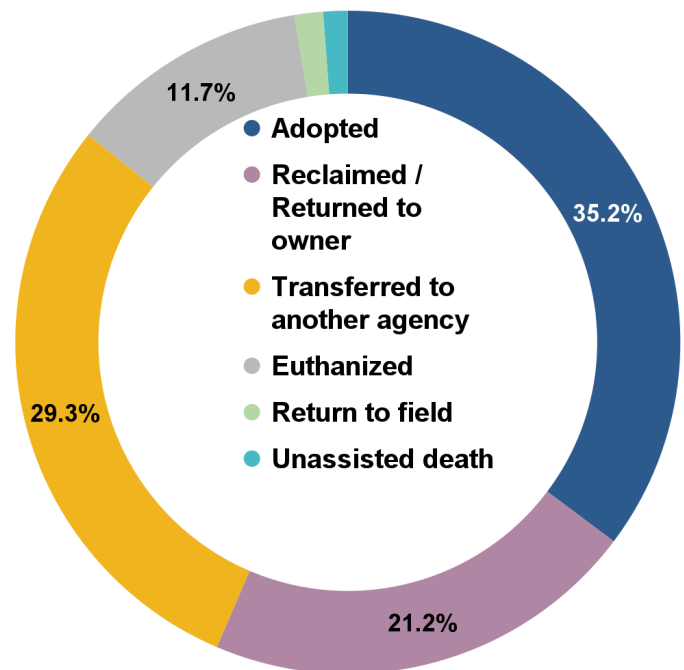
Dog	Puppy	Cat	Kitten	Wildlife	Other	Domestic Total	Total
92%	100%	83%	86%	41%	95%	89%	87%

178 or 35.2% of animals were adopted.

107 or 21.2% of animals were reclaimed by their owners. *The majority of animals represented in these outcomes were dogs with a license and/or microchip for owner-contact.*

148 or 29.3% of animals were transferred to another agency.

59 or 11.7% of animals were humanely euthanized, including cases of injured wildlife, injured or severely sick cats and kittens, and other domestic animals for medical reasons, or for behavioral issues which would make an animal unsafe to place back into the community.



April 2025 - Agency Monthly Report

[Cat intake is officially limited to cases where the cat is sick or injured, or in immediate danger due to cruelty, neglect, and similar circumstances.](#) There is decreased intake volume for cats, and an increased percentage of medically-recommended euthanasia for adult cats due to these intake conditions.

7 animals, or 1.4% of animals were returned to the field at the location where they were found. 5 kittens, and 1 cat, or 1.2% of animals died unassisted while in care.

Outcome Type	Dog	Puppy	Cat	Kitten	Wildlife	Other	Total
Adopted	98	5	44	27	0	4	178
Reclaimed / returned to owner	89	3	14	0	0	1	107
Transferred to another agency	20	3	43	63	6	13	148
Euthanized	18	0	20	10	10	1	59
Return to field	0	0	5	0	1	1	7
Unassisted death	0	0	1	5	0	0	6
Other outcomes	0	0	0	0	0	0	0
Total	225	11	127	105	17	20	505

Transfers

MCAS transferred 148 or 29.3% of shelter animals to other shelters and rescues. ***Thank you to our community partners for your lifesaving work.***

- Oregon Humane Society
- Cat Adoption Team
- Theresa's Country Feed and Pet Supply
- NW Animal Companions
- Bird Alliance Of Oregon
- Stumptown Strays
- One Tail At a Time Dog Rescue, LLC
- Bulldog Haven NW
- Pawsitive Souls Rescue
- New Life Asher House Rescue
- Hiss & Hers Herp Hobbies
- Italian Greyhound Rescue Foundation
- I Pawed It Forward
- Harmony New Beginnings Animal Rescue
- Animal Aid Inc
- Angels For Sara Sanctuary

Volunteers

Volunteers support the pets of our community in many different ways. A network of foster volunteers provides vital support to kittens, puppies, and other at-risk shelter animals. Volunteers walk and socialize dogs throughout the day, and support adoption meet & greets. They socialize cats and small animals. They help clean and add material enrichment to enclosures. They support the constant demand for clean laundry and dishes. They support office staff and special events, and so much more.

Thank you to our volunteers for your service to the pets and people of our community!

Volunteer Roles	Volunteers	FTE**	Hours
Cats	10	0.42	73
Cleaning	39	1.36	236
Dogs	49	2.80	485
Events	1	0.00	1
Foster Animals	74	22.69	3,933
Info Desk	10	0.98	171
Transport	3	0.06	11
Other (Office, surgery, reserve officer, etc.)	10	0.86	171
Total*	179	29.31	5,080

**Unique volunteers - many volunteers serve in multiple roles.*

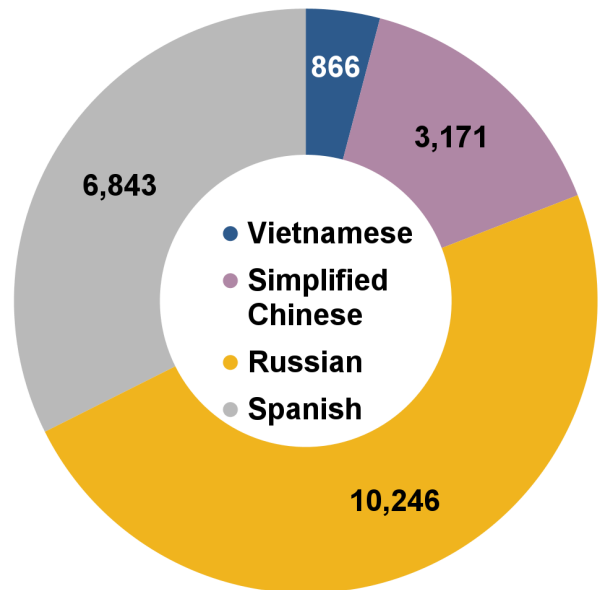
***FTE is the estimated equivalent number of full-time employees.*

Online Resources

Many services provided by MCAS are accessible online, at multcopets.org. Members of the public can search for adoptable or lost / found pets, license their pets, and learn about other resources and news. MCAS website pages are translated into four languages.

Page Categories	Page Views
Adoptable Pets	128,695
Lost & Found Pets	55,077
Home Page Visits	25,986
Licensing Resources	23,295
News & Updates	6,792
Low-Cost Services	4,029
Kitten Resources	270
Field Services	4,154
Volunteering	1,899
Other Pages	35,987
Total	286,184

Translated Page Visits



Field Services

Field Services officers responded to many urgent needs of community members and their pets, investigated cases of potential cruelty or neglect, loose-aggressive animals, bites, and picked up stray, injured, abandoned, potentially dangerous, or deceased animals. Officers also responded to non-urgent calls such as barking dogs, animal trespass, and other community issues.

Dispatch Category	Count	Percentage
Welfare Check	99	15%
Bite Investigation - Dog	69	11%
Loose Aggressive Follow-Up	66	10%
Dead	53	8%
Loose Animal- Injured / Aggressive / In Danger	49	7%
Confined Animal- Not Urgent	48	7%
Transport To/from Shelter/vet	40	6%
Emergency Custody	39	6%
Confined Animal- Urgent	34	5%
Wildlife	31	5%
Loose Animal- Nuisance	29	4%
Other	100	15%
Total	657	100%

Pet Licensing

MCAS issued 2,926 total new or renewed licenses.

Type	Cats	Dogs	Total
Licenses Issued	1,024	1,902	2,926