



Summary

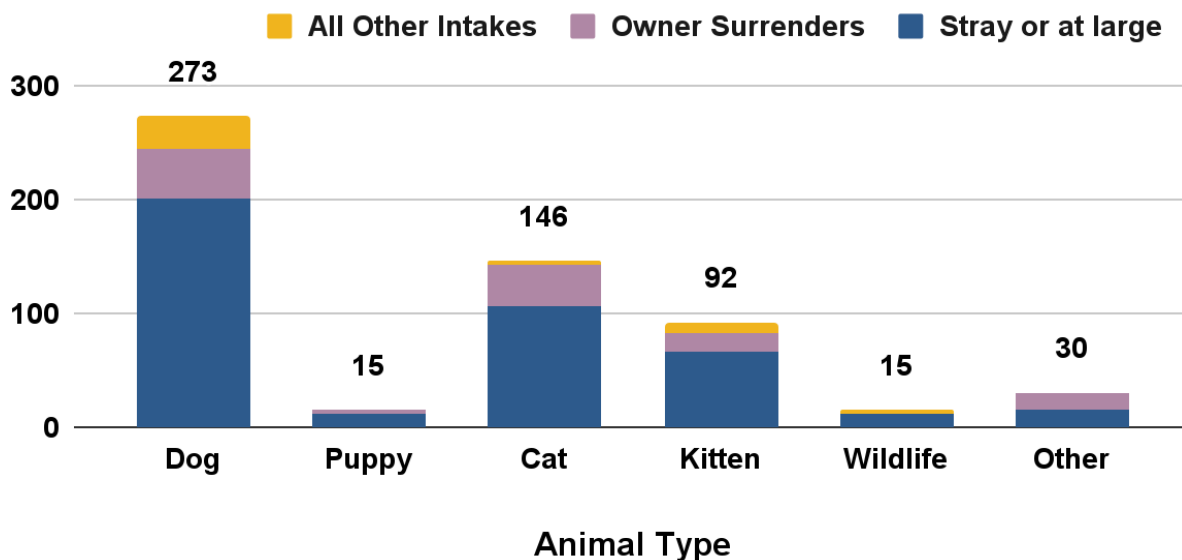
The March 2025 monthly report includes return to owner (RTO) rates for found animals, average length of stay (LOS), and live-release-rates. These are key industry measures for the effectiveness of shelter operations to reunite or find placements for animals. There are also numbers of volunteers in each role, in addition to contributed hours.

Animal Intake

MCAS accepted stray dogs, sick, injured or at-risk adult cats and kittens from the public. Officers also picked up stray or lost animals. Owner-surrendered animals were accepted on a case by case basis, depending on urgent circumstances; *adoption returns are also included in the total*. Other intakes represent animals placed into emergency custody by Animal Services officers, injured wildlife, or shelter offspring.

Intake Type	Dog	Puppy	Cat	Kitten	Wildlife	Other	Total
Stray or at large	202	11	107	67	11	15	413
Owner Surrenders	42	4	36	16	0	15	113
All Other Intakes	29	0	3	9	4	0	45
Total Live Intake	273	15	146	92	15	30	571

Animal Intake by Type and Circumstance



Veterinary Care Provided

Animal Health and Animal Care staff provided a wide range of veterinary services to animals in care.

To keep animals healthy, Animal Health staff administered vaccinations, including rabies, [DA2PP](#) and Bordetella for dogs and puppies, and [FVRCP](#) for cats and kittens.



They provided health exams and consultations, including routine exams, wound checks, pre-surgery checkups, behavior assessments, and reviewing test results or diagnoses with foster volunteers. *Due to veterinary staff availability, spay and neuter surgeries for shelter animals were limited, and many adopters were issued vouchers to complete surgeries and rabies vaccination at contracted veterinary clinics, including Oregon Humane Society.*



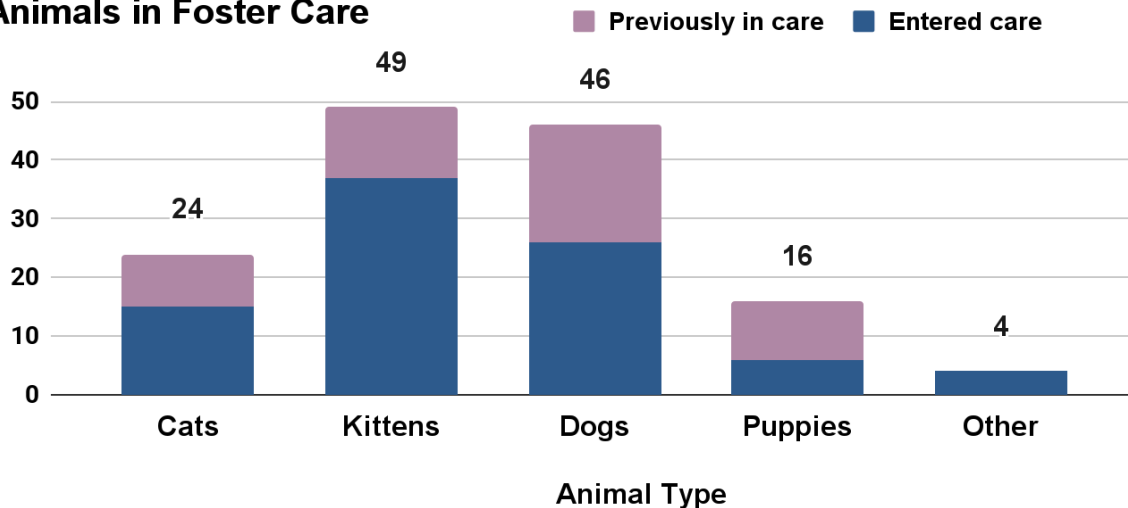
Veterinary Service	Cats	Kittens	Dogs	Puppies	Other	Total
Health Exams & Consults	284	116	512	31	226	997
Spay & Neuter Surgeries	59	42	65	6	2	174
Medications Administered	84	4	30	5	0	123
Tests & Diagnostics	14	7	0	2	0	23
Vaccinations	138	77	397	59	8	679
Other Vet Treatments	156	165	409	66	13	809
Total Services	735	411	1,413	169	249	2,805

Fostered Animals

The majority of animals in foster care were kittens, dogs, cats, and puppies. Many animals entered and left foster care over the course of the month, so the total number represents the cumulative total, and not the maximum number of animals in care at one time. **Thank you to 82 foster volunteers for your lifesaving service.**

Animal type	Entered care	Previously in care	Total in foster care	Returned from care
Cats	15	9	24	13
Kittens	37	12	49	18
Dogs	26	20	46	26
Puppies	6	10	16	13
Other	4	0	4	4
Total	88	51	139	74

Animals in Foster Care



Animal Outcomes

Length of Stay (LOS)	Dog	Puppy	Cat	Kitten	Overall
Average Days	17	19	9	10	13

Return to Owner (RTO)*	Dog	Puppy	Cat	Kitten	Other	Total
Stray (No ID)	52%	20%	6%	11%	0%	28%
Stray (With ID)	70%	100%	34%	0%	50%	57%
Average RTO Rate	58%	27%	14%	10%	7%	36%

*RTO is calculated only for reclaimed animals with a stray intake circumstance.

Live Release Rate (Live Outcomes / Total Outcomes)*

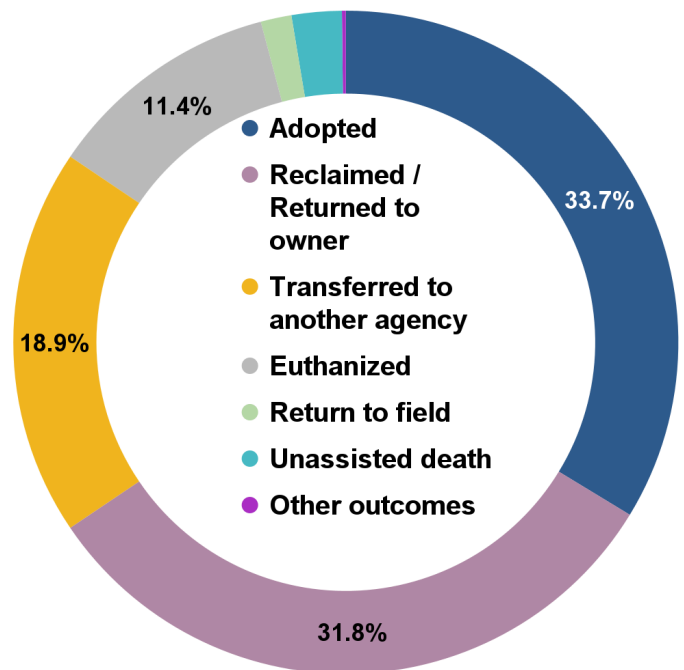
Dog	Puppy	Cat	Kitten	Wildlife	Other	Domestic Total	Total
89%	90%	89%	82%	44%	76%	87%	86%

180 or 33.7% of animals were adopted.

170 or 31.8% of animals were reclaimed by their owners. *The majority of animals represented in these outcomes were dogs with a license and/or microchip for owner-contact.*

101 or 18.9% of animals were transferred to another agency.

61 or 11.4% of animals were humanely euthanized, including cases of injured wildlife, injured or severely sick cats and kittens, and other domestic animals for medical reasons, or for behavioral issues which would make an animal unsafe to place back into the community.



March 2025 - Agency Monthly Report

[Cat intake is officially limited to cases where the cat is sick or injured, or in immediate danger due to cruelty, neglect, and similar circumstances.](#) There is decreased intake volume for cats, and an increased percentage of medically-recommended euthanasia for adult cats due to these intake conditions.

8 cats, or 1.5% of animals were returned to the field at the location where they were found. 9 kittens, 1 instance of wildlife, and 3 other domestic animals, or 2.4% of animals died unassisted while in care. 1 cat, or 0.2% of animals, were lost in care.

Outcome Type	Dog	Puppy	Cat	Kitten	Wildlife	Other	Total
Adopted	87	10	58	18	0	7	180
Reclaimed / returned to owner	133	3	19	14	0	1	170
Transferred to another agency	17	5	40	21	7	11	101
Euthanized	30	2	15	3	8	3	61
Return to field	0	0	8	0	0	0	8
Unassisted death	0	0	0	9	1	3	13
Other outcomes	0	0	1	0	0	0	1
Total	267	20	141	65	16	25	534

Transfers

MCAS transferred 101 or 18.9% of shelter animals to other shelters and rescues. ***Thank you to our community partners for your lifesaving work.***

- Oregon Humane Society
- Cat Adoption Team
- Hiss & Hers Herp Hobbies
- Bird Alliance Of Oregon
- Humane Society for Southwest Washington
- Harmony New Beginnings Animal Rescue
- Animal Aid INC
- Stumptown Strays
- Silver Linings Rescue Ranch Dog Rescue
- One Tail At A Time Dog Rescue, LLC
- Good Dog Retirement Home Rescue
- Angels For Sara Sanctuary

Volunteers

Volunteers support the pets of our community in many different ways. A network of foster volunteers provides vital support to kittens, puppies, and other at-risk shelter animals. Volunteers walk and socialize dogs throughout the day, and support adoption meet & greets. They socialize cats and small animals. They help clean and add material enrichment to enclosures. They support the constant demand for clean laundry and dishes. They support office staff and special events, and so much more.

Thank you to our volunteers for your service to the pets and people of our community!

Volunteer Roles	Volunteers	FTE**	Hours
Cats	11	0.38	66
Cleaning	38	1.68	291
Dogs	56	2.84	492
Events	0	0.00	0
Foster Animals	82	22.42	3,885
Info Desk	10	0.97	168
Transport	3	0.12	21
Other (Office, surgery, reserve officer, etc.)	12	0.94	207
Total*	201	29.61	5,131

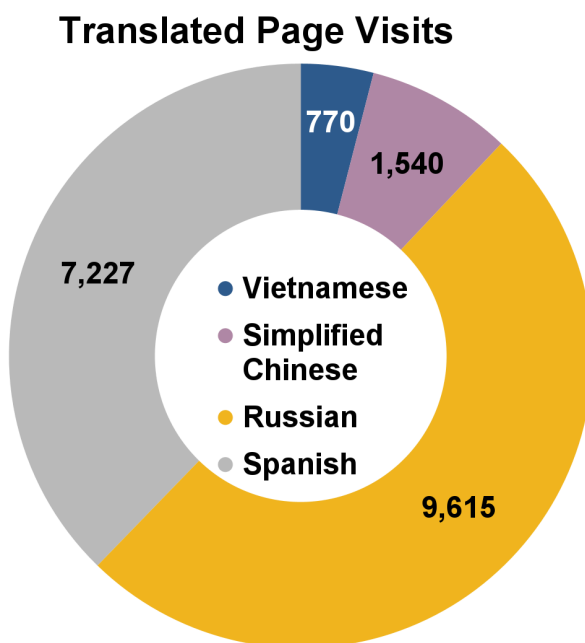
**Unique volunteers - many volunteers serve in multiple roles.*

***FTE is the estimated equivalent number of full-time employees.*

Online Resources

Many services provided by MCAS are accessible online, at multcopets.org. Members of the public can search for adoptable or lost / found pets, license their pets, and learn about other resources and news. MCAS website pages are translated into four languages.

Page Categories	Page Views
Adoptable Pets	128,303
Lost & Found Pets	57,795
Home Page Visits	28,213
Licensing Resources	24,791
News & Updates	7,630
Low-Cost Services	4,731
Kitten Resources	187
Field Services	3,770
Volunteering	1,761
Other Pages	34,844
Total	292,025



Field Services

Field Services officers responded to many urgent needs of community members and their pets, investigated cases of potential cruelty or neglect, loose-aggressive animals, bites, and picked up stray, injured, abandoned, potentially dangerous, or deceased animals. Officers also responded to non-urgent calls such as barking dogs, animal trespass, and other community issues.

Dispatch Category	Count	Percentage
Welfare Check	120	18%
Loose Animal- Injured / Aggressive / In Danger	67	10%
Bite Investigation - Dog	65	10%
Loose Aggressive Follow-Up	59	9%
Emergency Custody	59	9%
Dead	52	8%
Confined Animal- Not Urgent	51	8%
Loose Animal- Nuisance	41	6%
Possibly Abandoned	30	4%
Transport To/from Shelter/vet	29	4%
Service Call	21	3%
Other	79	12%
Total	673	100%

Pet Licensing

MCAS issued 3,108 total new or renewed licenses.

Type	Cats	Dogs	Total
Licenses Issued	1,131	1,977	3,108