



## Summary

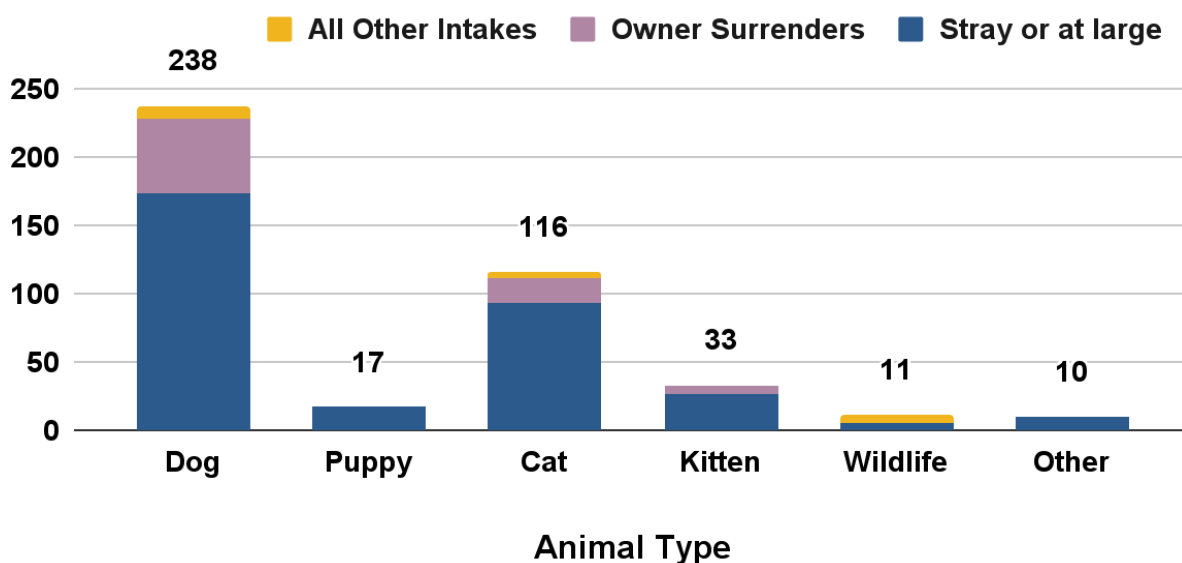
The February 2025 monthly report includes return to owner (RTO) rates for found animals, average length of stay (LOS), and live-release-rates. These are key industry measures for the effectiveness of shelter operations to reunite or find placements for animals. There are also numbers of volunteers in each role, in addition to contributed hours.

## Animal Intake

MCAS accepted stray dogs, sick, injured or at-risk adult cats and kittens from the public. Officers also picked up stray or lost animals. Owner-surrendered animals were accepted on a case by case basis, depending on urgent circumstances; *adoption returns are also included in the total*. Other intakes represent animals placed into emergency custody by Animal Services officers, injured wildlife, or shelter offspring.

Intake Type	Dog	Puppy	Cat	Kitten	Wildlife	Other	Total
Stray or at large	174	17	94	27	5	10	327
Owner Surrenders	55	0	18	6	0	0	79
All Other Intakes	9	0	4	0	6	0	19
<b>Total Live Intake</b>	<b>238</b>	<b>17</b>	<b>116</b>	<b>33</b>	<b>11</b>	<b>10</b>	<b>425</b>

### Animal Intake by Type and Circumstance



### Veterinary Care Provided

Animal Health and Animal Care staff provided a wide range of veterinary services to animals in care.

To keep animals healthy, Animal Health staff administered vaccinations, including rabies, [DA2PP](#) and Bordetella for dogs and puppies, and [FVRCP](#) for cats and kittens.



They provided health exams and consultations, including routine exams, wound checks, pre-surgery checkups, behavior assessments, and reviewing test results or diagnoses with foster volunteers. *Due to veterinary staff availability, spay and neuter surgeries for shelter animals were limited, and many adopters were issued vouchers to complete surgeries and rabies vaccination at contracted veterinary clinics, including Oregon Humane Society.*



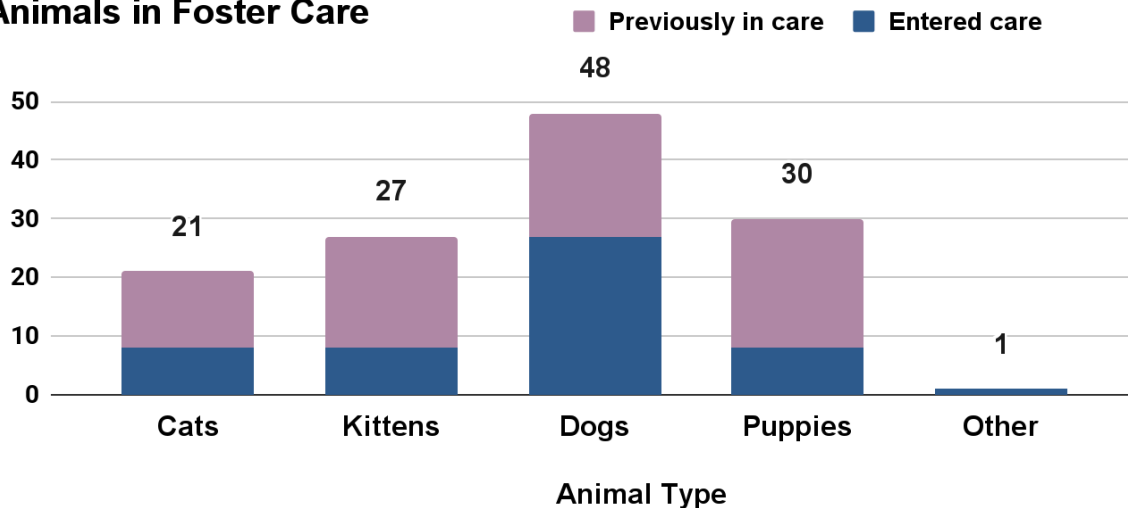
Veterinary Service	Cats	Kittens	Dogs	Puppies	Other	Total
Health Exams & Consults	162	66	511	42	171	799
Spay & Neuter Surgeries	55	30	61	7	1	154
Medications Administered	18	3	48	2	0	71
Tests & Diagnostics	7	5	2	0	0	14
Vaccinations	124	53	322	82	2	583
Other Vet Treatments	160	126	361	100	6	753
<b>Total Services</b>	<b>526</b>	<b>283</b>	<b>1,305</b>	<b>233</b>	<b>180</b>	<b>2,374</b>

### Fostered Animals

The majority of animals in foster care were dogs, puppies, kittens, and cats. Many animals entered and left foster care over the course of the month, so the total number represents the cumulative total, and not the maximum number of animals in care at one time. **Thank you to 72 foster volunteers for your lifesaving service.**

Animal type	Entered care	Previously in care	Total in foster care	Returned from care
Cats	8	13	21	13
Kittens	8	19	27	15
Dogs	27	21	48	27
Puppies	8	22	30	18
Other	1	0	1	1
<b>Total</b>	<b>52</b>	<b>75</b>	<b>127</b>	<b>74</b>

Animals in Foster Care



## Animal Outcomes

Length of Stay (LOS)	Dog	Puppy	Cat	Kitten	Overall
Average Days	10	10	10	12	10

Return to Owner (RTO)*	Dog	Puppy	Cat	Kitten	Other	Total
Stray (No ID)	38%	14%	7%	0%	0%	23%
Stray (With ID)	57%	100%	26%	n/a	0%	46%
<b>Average RTO Rate</b>	<b>44%</b>	<b>29%</b>	<b>14%</b>	<b>0%</b>	<b>0%</b>	<b>29%</b>

\*RTO is calculated only for reclaimed animals with a stray intake circumstance.

Live Release Rate (Live Outcomes / Total Outcomes)\*

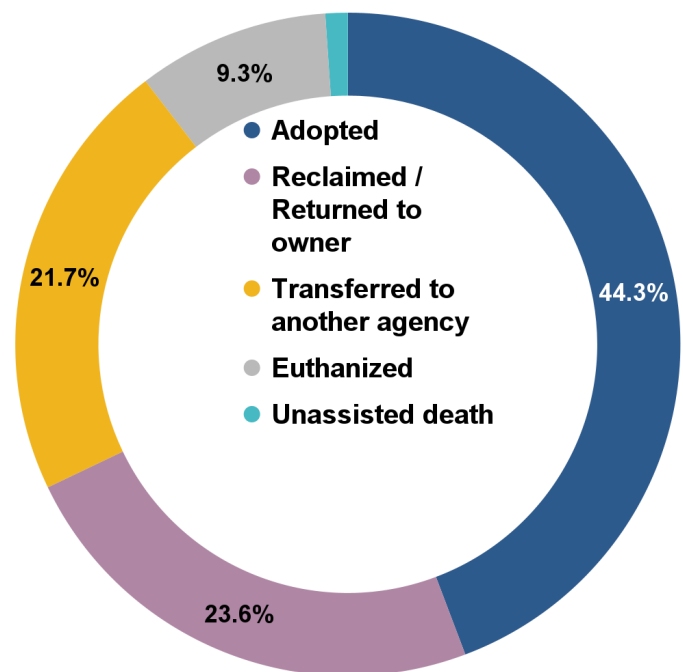
Dog	Puppy	Cat	Kitten	Wildlife	Other	Domestic Total	Total
90%	100%	89%	91%	45%	100%	91%	90%

204 or 44.3% of animals were adopted.

109 or 23.6% of animals were reclaimed by their owners. *The majority of animals represented in these outcomes were dogs with a license and/or microchip for owner-contact.*

100 or 21.7% of animals were transferred to another agency.

43 or 9.3% of animals were humanely euthanized, including cases of injured wildlife, injured or severely sick cats and kittens, and other domestic animals for medical reasons, or for behavioral issues which would make an animal unsafe to place back into the community.



## February 2025 - Agency Monthly Report

[Cat intake is officially limited to cases where the cat is sick or injured, or in immediate danger due to cruelty, neglect, and similar circumstances.](#) There is decreased intake volume for cats, and an increased percentage of medically-recommended euthanasia for adult cats due to these intake conditions.

3 kittens and 2 wildlife, or 1% of animals, died in care.

Outcome Type	Dog	Puppy	Cat	Kitten	Wildlife	Other	Total
Adopted	107	9	63	21	0	4	204
Reclaimed / returned to owner	86	5	16	2	0	0	109
Transferred to another agency	29	16	21	20	5	9	100
Euthanized	26	0	12	1	4	0	43
Return to field	0	0	0	0	0	0	0
Unassisted death	0	0	0	3	2	0	5
Other outcomes	0	0	0	0	0	0	0
<b>Total</b>	<b>248</b>	<b>30</b>	<b>112</b>	<b>47</b>	<b>11</b>	<b>13</b>	<b>461</b>

### Transfers

MCAS transferred 100 or 21.7% of shelter animals to other shelters and rescues. ***Thank you to our community partners for your lifesaving work.***

- Oregon Humane Society
- Cat Adoption Team
- Oregon Humane Society Salem Campus
- Stumptown Strays
- Hiss & Hers Herp Hobbies
- Bird Alliance Of Oregon
- Street Dog Hero
- Salem Dogs Rescue
- NW Animal Companions
- Animal Aid Inc
- West Columbia Gorge Humane Society
- Rhodesian Ridgeback Rescue Inc
- Oregon Dachshund Rescue
- One Last Good Home
- Northwest Boxer Rescue
- Indigo Rescue
- I Pawed It Forward
- Bulldog Haven NW
- Angels For Sara Sanctuary

### Volunteers

---

Volunteers support the pets of our community in many different ways. A network of foster volunteers provides vital support to kittens, puppies, and other at-risk shelter animals. Volunteers walk and socialize dogs throughout the day, and support adoption meet & greets. They socialize cats and small animals. They help clean and add material enrichment to enclosures. They support the constant demand for clean laundry and dishes. They support office staff and special events, and so much more.

**Thank you to our volunteers for your service to the pets and people of our community!**

Volunteer Roles	Volunteers	FTE**	Hours
Cats	8	0.45	78
Cleaning	38	1.32	230
Dogs	46	2.52	437
Events	0	0.00	0
Foster Animals	72	20.46	3,546
Info Desk	9	0.79	136
Transport	4	0.07	11
Other (Office, surgery, reserve officer, etc.)	12	0.64	115
<b>Total*</b>	<b>168</b>	<b>26.28</b>	<b>4,554</b>

*\*Unique volunteers - many volunteers serve in multiple roles.*

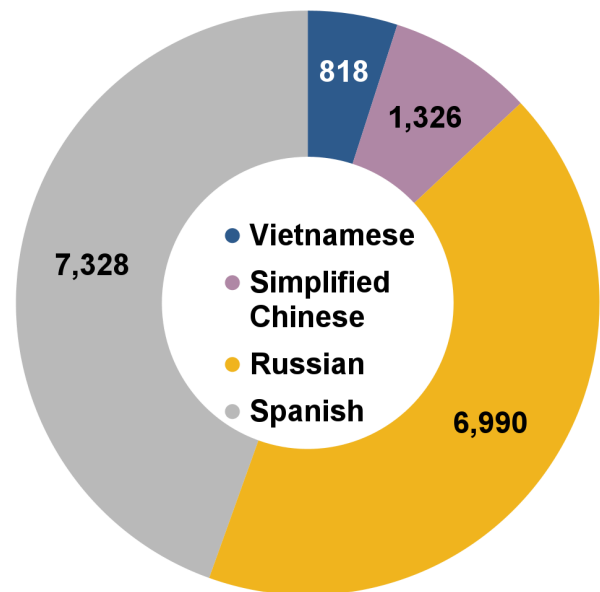
*\*\*FTE is the estimated equivalent number of full-time employees.*

### Online Resources

Many services provided by MCAS are accessible online, at [multcopets.org](http://multcopets.org). Members of the public can search for adoptable or lost / found pets, license their pets, and learn about other resources and news. MCAS website pages are translated into four languages.

Page Categories	Page Views
Adoptable Pets	315,396
Lost & Found Pets	52,366
Home Page Visits	26,270
Licensing Resources	20,296
News & Updates	19,898
Low-Cost Services	4,612
Kitten Resources	132
Field Services	3,201
Volunteering	2,334
Other Pages	44,971
<b>Total</b>	<b>489,476</b>

Translated Page Visits



### Field Services

Field Services officers responded to many urgent needs of community members and their pets, investigated cases of potential cruelty or neglect, loose-aggressive animals, bites, and picked up stray, injured, abandoned, potentially dangerous, or deceased animals. Officers also responded to non-urgent calls such as barking dogs, animal trespass, and other community issues.

Dispatch Category	Count	Percentage
Welfare Check	94	17%
Loose Animal- Injured / Aggressive / In Danger	51	9%
Emergency Custody	48	9%
Loose Aggressive Follow-Up	46	9%
Bite Investigation - Dog	44	8%
Dead	39	7%
Loose Animal- Nuisance	34	6%
Transport To/from Shelter/vet	33	6%
Confined Animal- Not Urgent	32	6%
Service Call	28	5%
Possibly Abandoned	21	4%
Other	68	13%
<b>Total</b>	<b>538</b>	<b>100%</b>

### Pet Licensing

MCAS issued 2,479 total new or renewed licenses.

Type	Cats	Dogs	Total
Licenses Issued	838	1,641	<b>2,479</b>