



Summary

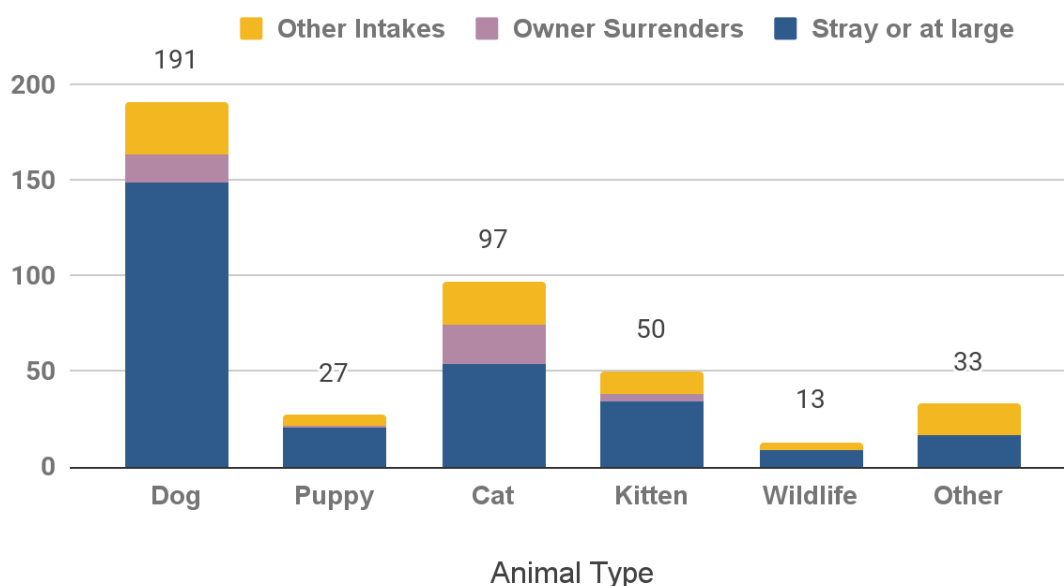
During July 2021, some services suspended during the COVID-19 pandemic resumed, including pet licensing and enforcement, owner surrenders, animal nuisance enforcement, and partial in-shelter volunteer activities. Services and shelter access were limited for March 2022.

Animal Intake

MCAS accepted stray dogs, sick or injured adult cats, kittens 6 weeks to 6 months old, and officers also picked up stray or lost animals. Owner-surrendered animals were accepted on a case by case basis, depending on urgent circumstances. Other intakes commonly represent animals placed into protective custody by Animal Services officers.

Intake Type	Dog	Puppy	Cat	Kitten	Wildlife	Other	Total
Stray or at large	149	21	54	34	9	17	284
Owner Surrenders	15	1	20	4	0	0	40
Other Intakes	27	5	23	12	4	16	87
Total Live Intake	191	27	97	50	13	33	411

Animal Intake by Type and Circumstance





Veterinary Care Provided

Animal Health and Animal Care staff provided a wide range of veterinary services to animals in care.

To keep animals healthy, Animal Health staff, and partner veterinarians in the community administered 1,170 vaccinations, including rabies, [DA2PP](#) and Bordetella for dogs and puppies, and [FVRCP](#) for cats and kittens.



They provided 1,325 health exams and consultations, including routine exams, wound checks, pre-surgery checkups, behavior assessments, and reviewing test results or diagnoses with foster volunteers.



Veterinary Service	Cats	Kittens	Dogs	Puppies	Other	Total
Health Exams & Consults	460	128	619	42	76	1,325
Spay & Neuter Surgeries	25	2	67	5	24	123
Medications Administered	63	7	39	0	0	109
Tests & Diagnostics	13	3	0	1	0	17
Vaccinations	379	31	691	47	22	1,170
Other Vet Treatments	142	111	370	60	31	714
Total Services	1,082	282	1,786	155	153	3,458

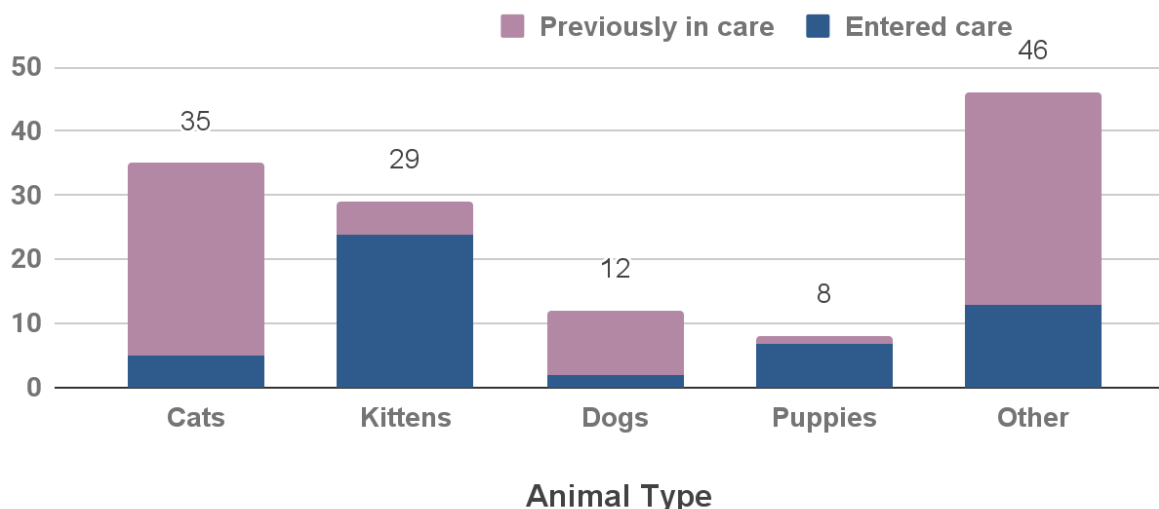


Fostered Animals

In March 2022, fifty-one (51) animals entered foster care, joining the existing seventy-nine (79) animals already in care at the beginning of the month. The majority of animals in foster care were rabbits, adult cats, and kittens. MCAS foster volunteers cared for a total of one-hundred-and-thirty (130) foster animals. Twenty-eight (28) of these animals left foster care for other outcomes over the course of the month, so the total number does not represent the maximum number of animals in care at one time.

Animal type	Entered care	Previously in care	Total in foster care	Returned from care
Cats	5	30	35	7
Kittens	24	5	29	5
Dogs	2	10	12	4
Puppies	7	1	8	1
Other	13	33	46	11
Total	51	79	130	28

Animals in Foster Care





Animal Outcomes

In March 2022, one-hundred-and-thirteen animals (30.7%) were adopted. Adoptions were limited to the online process, and adopters were not able to browse kennels or conduct adoption interviews on-site.

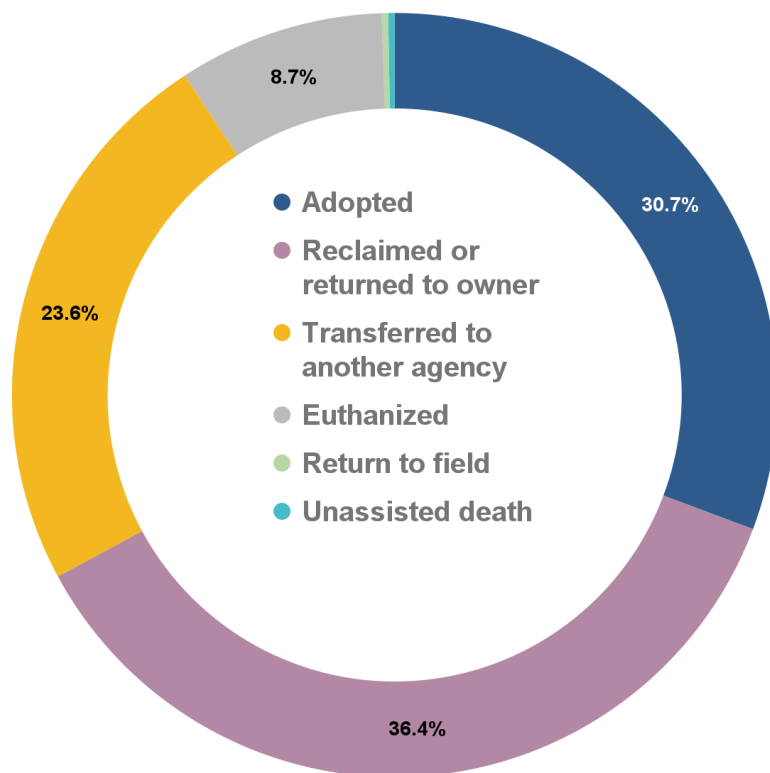
Adoptions were also performed from community adoption partners, and foster homes.

One-hundred-and-thirty-four animals (36.4%) were reclaimed by their owners. The majority of animals represented in these outcomes were dogs.

Eighty-seven animals (23.6%) were transferred to another agency, including Oregon Humane Society, Cat Adoption Team, Rabbit Advocates, and Northwest Animal Companions. The majority of these animals were cats, kittens, rabbits, and dogs.

Thirty-two animals (8.7%) were humanely euthanized, including cases of injured wildlife, injured or severely sick cats, and other domestic animals at the recommendation of a veterinarian, or for behavioral issues which would make an animal unsafe to place back into the community. [Cat intake is officially limited to cases where the cat is sick or injured, or in immediate danger due to cruelty, neglect, and similar circumstances](#), and kittens over six weeks old. There is decreased intake volume for cats, and an increased percentage of veterinary-recommended euthanasia for adult cats due to these intake conditions.

One bat (0.3%) was returned to the field at the location where it was found. One kitten (0.3%) had an unassisted death while in care.

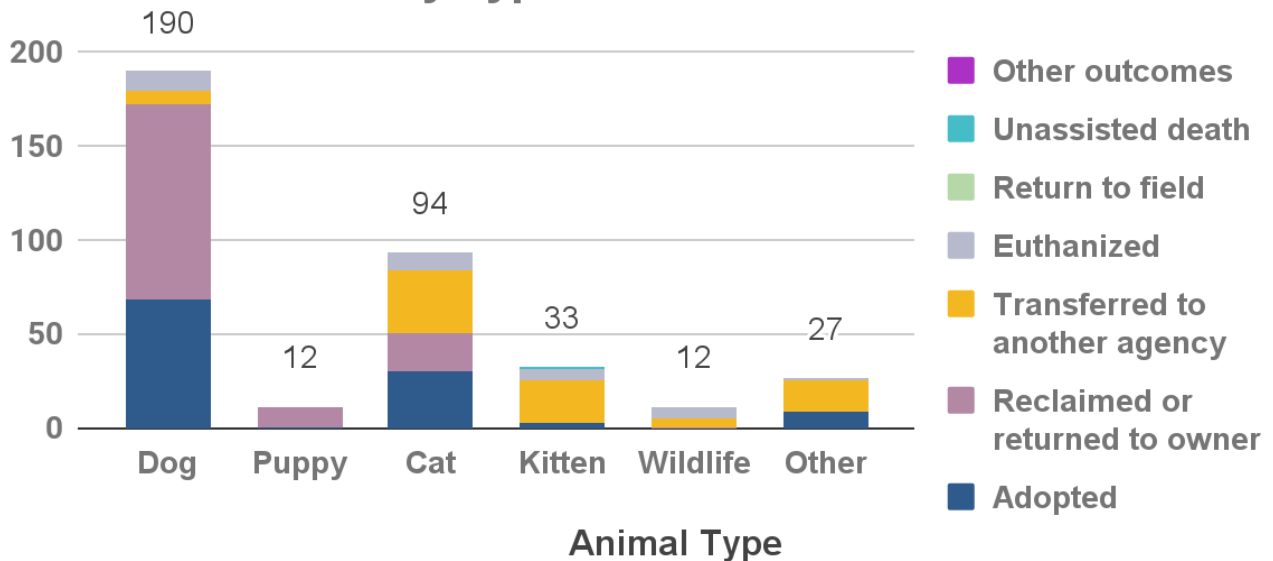




Animal Outcomes (continued)

Outcome Type	Dog	Puppy	Cat	Kitten	Wildlife	Other	Total
Adopted	69	1	31	3	0	9	113
Reclaimed/returned to owner	103	10	20	0	1	0	134
Transferred to another agency	8	1	33	23	5	17	87
Euthanized	10	0	10	6	5	1	32
Return to field	0	0	0	0	1	0	1
Unassisted death	0	0	0	1	0	0	1
Other outcomes	0	0	0	0	0	0	0
Total	190	12	94	33	12	27	368

Animal Outcomes by Type and Circumstance





Volunteers

Volunteer Roles	Hours
Foster <i>(all animals)</i>	3,398
Dogs	137
Cats & Kittens	0
Transport	11
Other <i>(Office, laundry, info desk, reserve officer, rabbit enrichment, lost & found pets team)</i>	54
Total	3,599

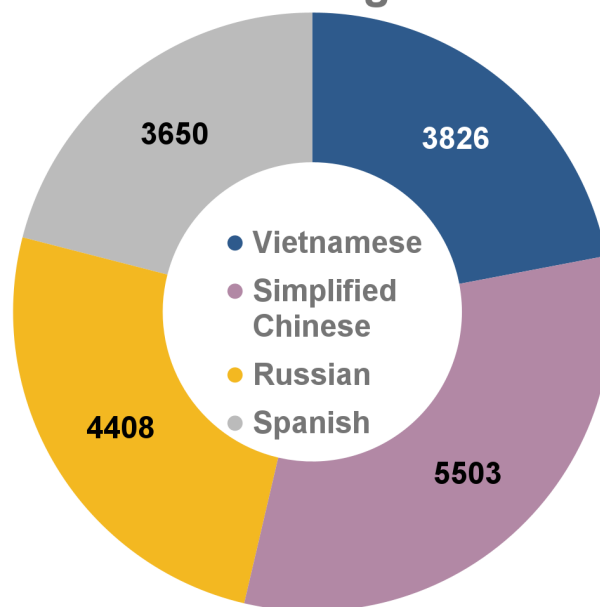
With most in-shelter volunteer activities suspended due to COVID-19, the majority of volunteer hours in March were recorded by foster volunteers. Dog volunteers assisted with potty-walks, transport volunteers and office volunteers also assisted with administrative tasks, including a new team posting found animals to social media.

Online Resources

Many services provided by MCAS are accessible online, at multcopets.org. Members of the public can search for adoptable or lost / found pets, license their pets, and learn about other resources and news. MCAS website pages are translated into four languages.

Page Category	Page Views
Adoptable Pets	69,013
Lost & Found Pets	41,122
Home Page Visits	34,467
Licensing Resources	17,306
News & Updates	5,638
Low-Cost Services	3,375
Kitten Resources	794
Field Services	3,582
Volunteering	1,074
Other Pages	23,618
Total	199,989

Translated Page Visits





Field Services

Field Services officers responded to Six-hundred-and-forty-six (646) urgent needs of community members and their pets, investigated cases of potential cruelty or neglect, bites, and picked up stray, injured, abandoned, potentially dangerous, or deceased animals. Officers also responded to non-urgent calls such as barking dogs, animal trespass, and other community issues.

Dispatch Category	Count	Percentage
Deceased Animal Pickup	66	10%
Stray Animal	98	15%
Suspected Cruelty / Neglect	123	19%
Loose aggressive animal (<i>Animals actively charging, attacking, or chasing people or animals</i>)	72	11%
Bite Investigation	62	10%
Loose nuisance animal	15	2%
Injured Animal	19	3%
Abandoned Animal	33	5%
Animal Placed in Protective Custody	24	4%
Other	134	21%
Total	646	100%

Pet Licensing

MCAS issued 2,976 total new or renewed licenses in March.

Type	Cats	Dogs	Total
Licenses Issued	964	2,012	2,976