



Summary

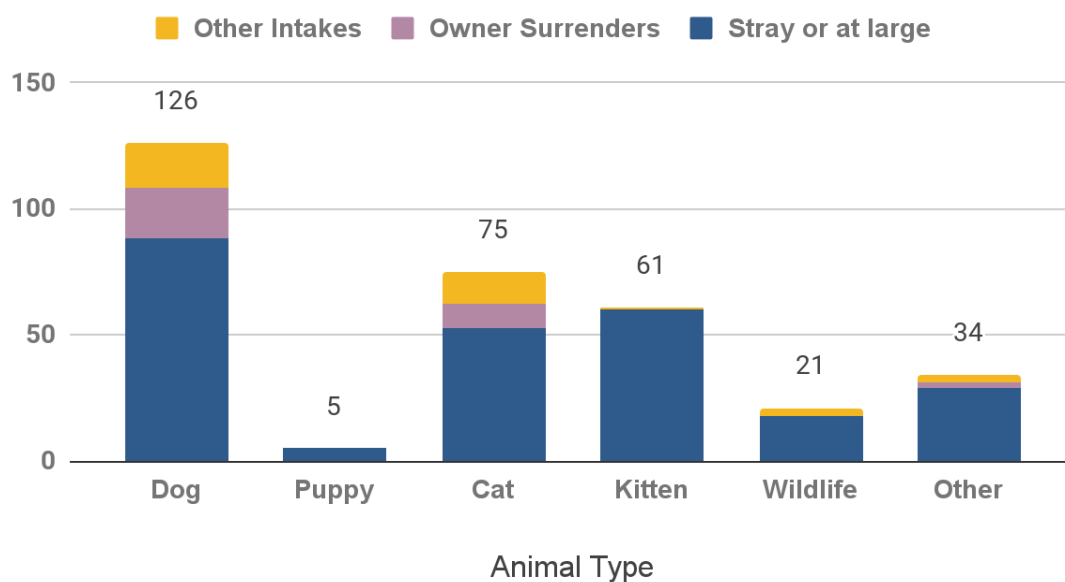
During May 2021, all but essential services offered to the public remained suspended due to the COVID-19 pandemic. Modifications are reflected in reporting metrics including adoption outcomes, volunteer hours, total spay & neuter surgeries performed, and licensing.

Animal Intake

MCAS continued to accept stray pets from members of the public, and officers also picked up stray or lost animals. Owner surrendered animals were accepted on a case by case basis, depending on urgent circumstances. Other intakes most commonly represent animals placed into protective custody by Animal Services officers.

Intake Type	Dog	Puppy	Cat	Kitten	Wildlife	Other	Total
Stray or at large	88	5	53	60	18	29	253
Owner Surrenders	20	0	9	0	0	2	31
Other Intakes	18	0	13	1	3	3	38
Total Live Intake	126	5	75	61	21	34	322

Animal Intake by Type and Circumstance





Veterinary Care Provided

Animal Health and Animal Care staff provided a wide range of veterinary services to animals in care.

To keep animals healthy, Animal Health staff, and partner veterinarians in the community administered 1,126 vaccinations, including rabies, [DA2PP](#) and Bordetella for dogs and puppies, and [FVRCP](#) for cats and kittens.



They provided 1,114 health exams and consultations, including routine exams, wound checks, pre-surgery checkups, behavior assessments, and reviewing test results or diagnoses with foster volunteers.



Veterinary Service	Cats	Kittens	Dogs	Puppies	Other	Total
Health Exams & Consults	367	227	427	25	68	1,114
Spay & Neuter Surgeries	21	42	24	1	3	91
Medications Administered	43	28	42	5	0	118
Tests & Diagnostics	30	18	12	0	1	61
Vaccinations	335	110	661	17	3	1,126
Other Vet Treatments	208	339	292	31	26	896
Total Services	1,004	764	1,458	79	101	3,406

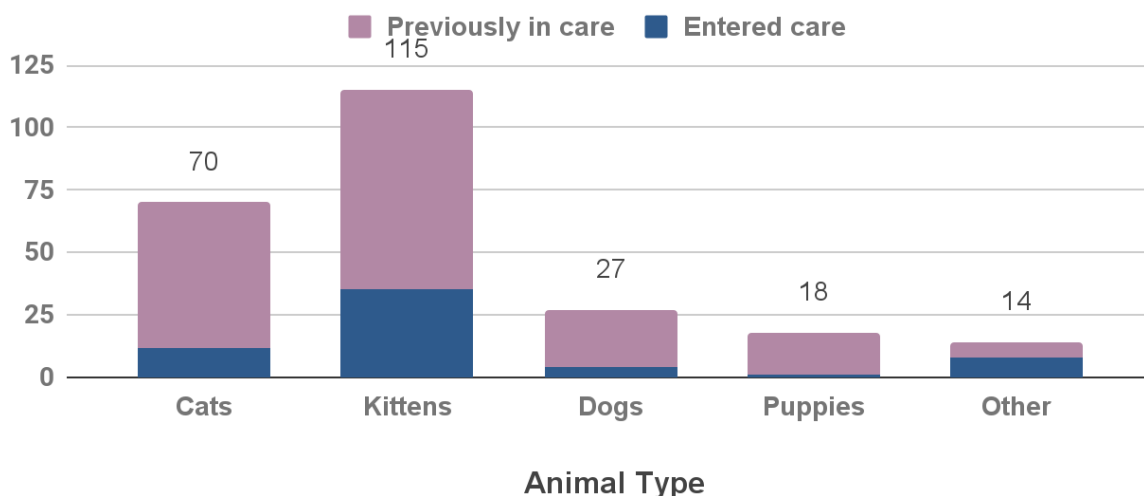


Fostered Animals

In May 2021, sixty (60) animals entered foster care, joining the existing one-hundred-and-eighty-four (184) animals already in care at the beginning of the month. The majority of animals in foster care were kittens and adult cats. MCAS foster volunteers cared for a total of two-hundred-and-forty-four (244) foster animals. Many of these animals left foster care for other outcomes over the course of the month, so the total number does not represent the maximum number of animals in care at one time.

Animal type	Entered care	Previously in care	Total in foster care
Cats	12	58	70
Kittens	35	80	115
Dogs	4	23	27
Puppies	1	17	18
Other	8	6	14
Total	60	184	244

Animals in Foster Care





Animal Outcomes

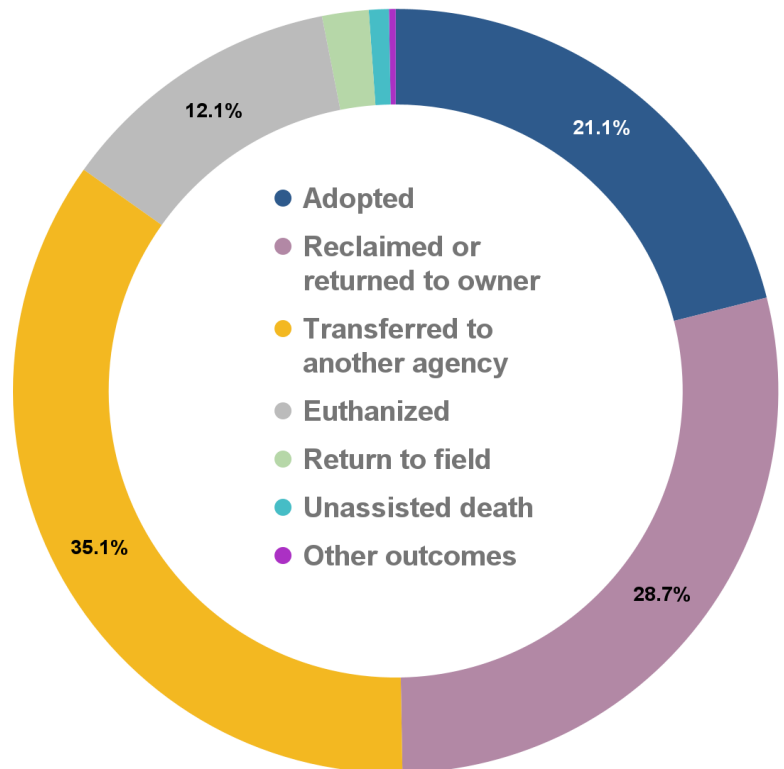
In May 2021, seventy-five animals (21.1%) were adopted. At the end of September 2020, MCAS launched a virtual adoptions process allowing for online animal selection, application submissions, and remote adoption interviews. A low-contact process was also developed for animal pickup. Adoptions were also performed from community adoption partners, and foster homes.

One-hundred-and-two animals (28.7%) were reclaimed by their owners. The majority of animals represented in these outcomes were dogs.

One-hundred-and-twenty-five animals (35.1%) were transferred to another agency, including Oregon Humane Society, and Cat Adoption Team.

Forty-three animals (12.1%) were humanely euthanized, including cases of injured wildlife, injured or severely sick cats, and other domestic animals at the recommendation of a veterinarian, or for behavioral issues which would make an animal unsafe to place back into the community. Since the beginning of the COVID-19 pandemic in March 2020, [cat intake is officially limited to cases where the cat is sick or injured, or in immediate danger due to cruelty, neglect, and similar circumstances](#). There is decreased intake volume for cats, and an increased percentage of veterinary-recommended euthanasia for adult cats due to these intake conditions.

Six cats and one cow (2%) were returned to the field in May. Three kittens (0.8%) had an unassisted death while in care. One cat (0.3%) was lost in care.

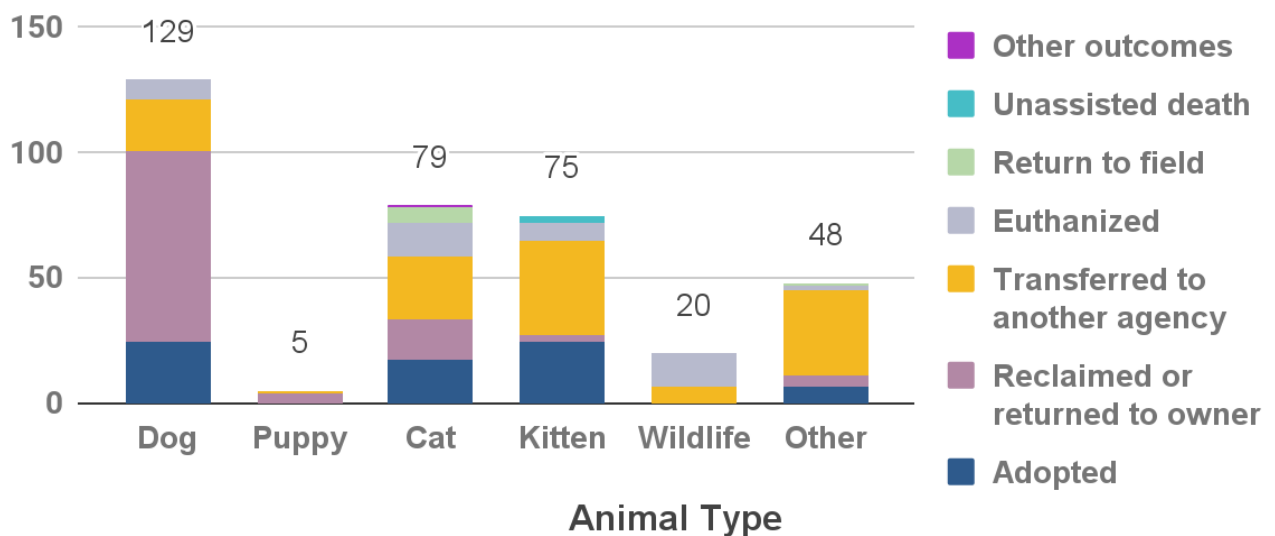




Animal Outcomes (continued)

Outcome Type	Dog	Puppy	Cat	Kitten	Wildlife	Other	Total
Adopted	25	0	18	25	0	7	75
Reclaimed/returned to owner	76	4	16	2	0	4	102
Transferred to another agency	20	1	25	38	7	34	125
Euthanized	8	0	13	7	13	2	43
Return to field	0	0	6	0	0	1	7
Unassisted death	0	0	0	3	0	0	3
Other outcomes	0	0	1	0	0	0	1
Total	129	5	79	75	20	48	356

Animal Outcomes by Type and Circumstance





Volunteers

With in-shelter volunteer activities suspended due to COVID-19, all volunteer hours in May were recorded by foster and transport volunteers.

Volunteer Role	Hours
Foster: Cats and Kittens	4,953
Foster: Dogs and Puppies	3,330
Foster: Other	291
Transport	8
Total	8,582

**The total hourly contribution for all foster volunteers is estimated to be three (3) hours per day, per foster home. Setting an hourly rate for all foster homes regardless of number or type of animals is considered an industry standard by the Humane Society of the United States (HSUS), and has been in practice at MCAS for many years.*

Online Resources

Page Category	Page Views
Adoptable Pets	42,595
Lost & Found Pets	38,425
Home Page Visits	25,678
Licensing Resources	15,914
News & Updates	2,914
Low-Cost Services	2,981
Kitten Resources	5,747
Field Services	4,023
Volunteering	1,523
Other Pages	18,312
Total	158,112

Many services provided by MCAS are accessible online, at multcopets.org. Here, members of the public can search for adoptable companions, pet owners can search for lost pets, try to find the owners of found pets, license their animals, and learn about other resources available to them, such as information about caring for kittens, low cost services, emergency response and other field services, volunteer opportunities, and regional news.



Field Services

Field Services officers responded to 632 urgent needs of community members and their pets, investigated cases of potential cruelty or neglect, and picked up stray, injured, potentially dangerous, or deceased animals.

Dispatch Category	Count	Percentage
Deceased Animal Pickup	117	19%
Stray Animal	69	11%
Suspected Cruelty / Neglect	115	18%
Loose aggressive animal (<i>Animals actively charging, attacking, or chasing people or animals</i>)	72	11%
Bite Investigation	76	12%
Loose nuisance animal	18	3%
Injured Animal	45	7%
Abandoned Animal	17	3%
Animal Placed in Protective Custody	23	4%
Other	80	13%
Total	632	100%

Pet Licensing

While there is an ongoing amnesty period for pet licensing requirements due to COVID-19 related hardships, and physical distancing requirements, MCAS issued 2,838 total new or renewed licenses in May.

	Cats	Dogs	Total
Licenses Issued	887	1,951	2,838