



Summary

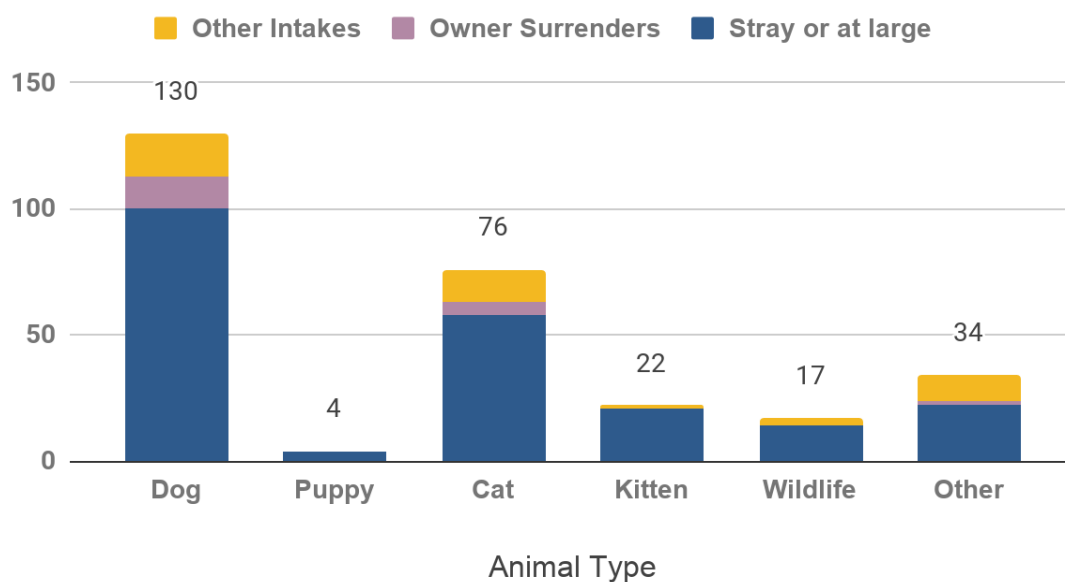
During March 2021, all but essential services offered to the public remained suspended due to the COVID-19 pandemic. Modifications are reflected in reporting metrics including adoption outcomes, volunteer hours, total spay & neuter surgeries performed, and licensing.

Animal Intake

MCAS continued to accept stray pets from members of the public, and officers also picked up stray or lost animals. Owner surrendered animals were accepted on a case by case basis, depending on urgent circumstances. Other intakes most commonly represent animals placed into protective custody by Animal Services officers.

Intake Type	Dog	Puppy	Cat	Kitten	Wildlife	Other	Total
Stray or at large	100	4	58	21	14	22	219
Owner Surrenders	13	0	5	0	0	2	20
Other Intakes	17	0	13	1	3	10	44
Total Live Intake	130	4	76	22	17	34	283

Animal Intake by Type and Circumstance





Veterinary Care Provided

Animal Health and Animal Care staff provided a wide range of veterinary services to animals in care.

To keep animals healthy, Animal Health staff, and partner veterinarians in the community administered 1,226 vaccinations, including rabies, [DA2PP](#) and Bordetella for dogs and puppies, and [FVRCP](#) for cats and kittens.



They provided 993 health exams and consultations, including routine exams, wound checks, pre-surgery checkups, behavior assessments, and reviewing test results or diagnoses with foster volunteers.



Veterinary Service	Cats	Kittens	Dogs	Puppies	Other	Total
Health Exams & Consults	445	75	366	18	89	993
Spay & Neuter Surgeries	22	0	23	1	15	61
Medications Administered	44	4	32	1	2	83
Tests & Diagnostics	30	1	5	0	1	37
Vaccinations	470	13	726	17	0	1,226
Other Vet Treatments	242	84	280	23	63	692
Total Services	1,253	177	1,432	60	170	3,092

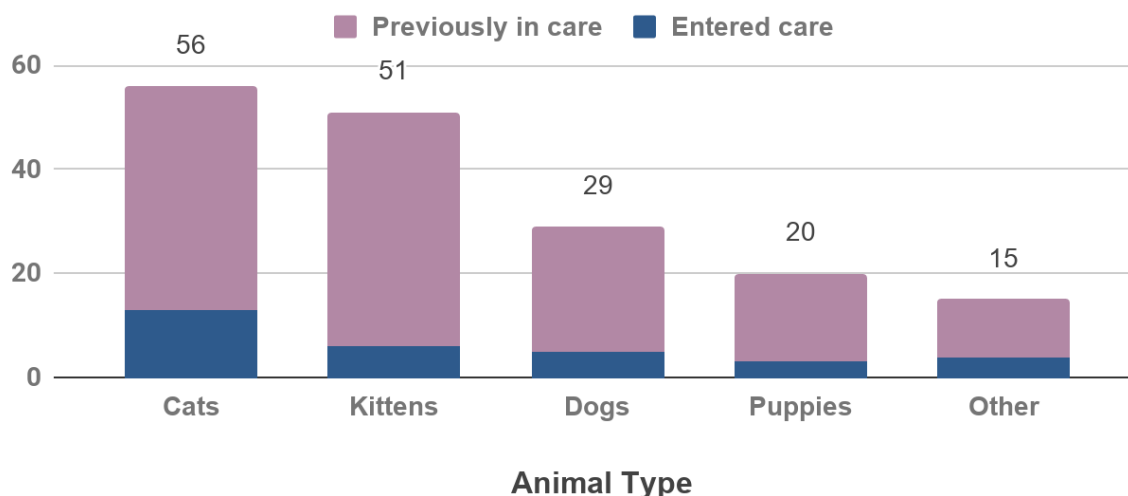


Fostered Animals

In March 2021, thirty-one (31) animals entered foster care, joining the existing one-hundred-and-forty (140) animals already in care at the beginning of the month. The majority of animals in foster care were adult cats and kittens. MCAS foster volunteers cared for a total of one-hundred-and-seventy-one (171) foster animals. Many of these animals left foster care for other outcomes over the course of the month, so the total number does not represent the maximum number of animals in care at one time.

Animal type	Entered care	Previously in care	Total in foster care
Cats	13	43	56
Kittens	6	45	51
Dogs	5	24	29
Puppies	3	17	20
Other	4	11	15
Total	31	140	171

Animals in Foster Care





Animal Outcomes

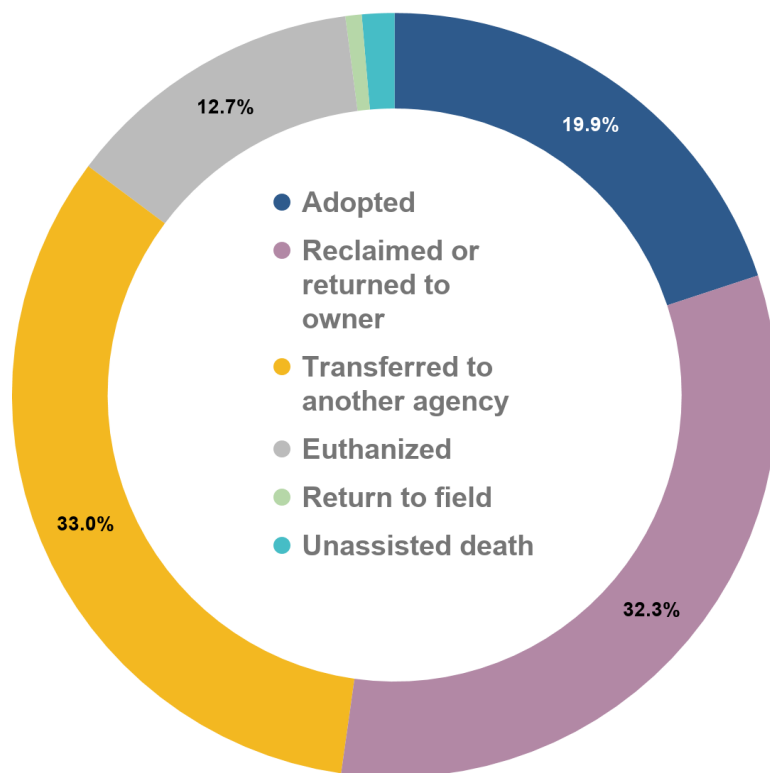
In March 2021, fifty-eight animals (19.9%) were adopted. At the end of September 2020, MCAS launched a virtual adoptions process allowing for online animal selection, application submissions, and remote adoption interviews. A low-contact process was also developed for animal pickup. Adoptions were also performed from community adoption partners, and foster homes.

Ninety-four animals (32.3%) were reclaimed by their owners. The majority of animals represented in these outcomes were dogs.

Ninety-six animals (33%) were transferred to another agency, including Oregon Humane Society, and Cat Adoption Team.

Thirty-seven animals (12.7%) were humanely euthanized, including cases of injured wildlife, injured or severely sick cats, and other domestic animals at the recommendation of a veterinarian, or for behavioral issues which would make an animal unsafe to place back into the community. Since the beginning of the COVID-19 pandemic in March 2020, [cat intake is officially limited to cases where the cat is sick or injured, or in immediate danger due to cruelty, neglect, and similar circumstances](#). There is decreased intake volume for cats, and an increased percentage of veterinary-recommended euthanasia for adult cats due to these intake conditions.

Two cats (0.7%) were returned to the field in March. Four animals (1.4%) had an unassisted death while in care.

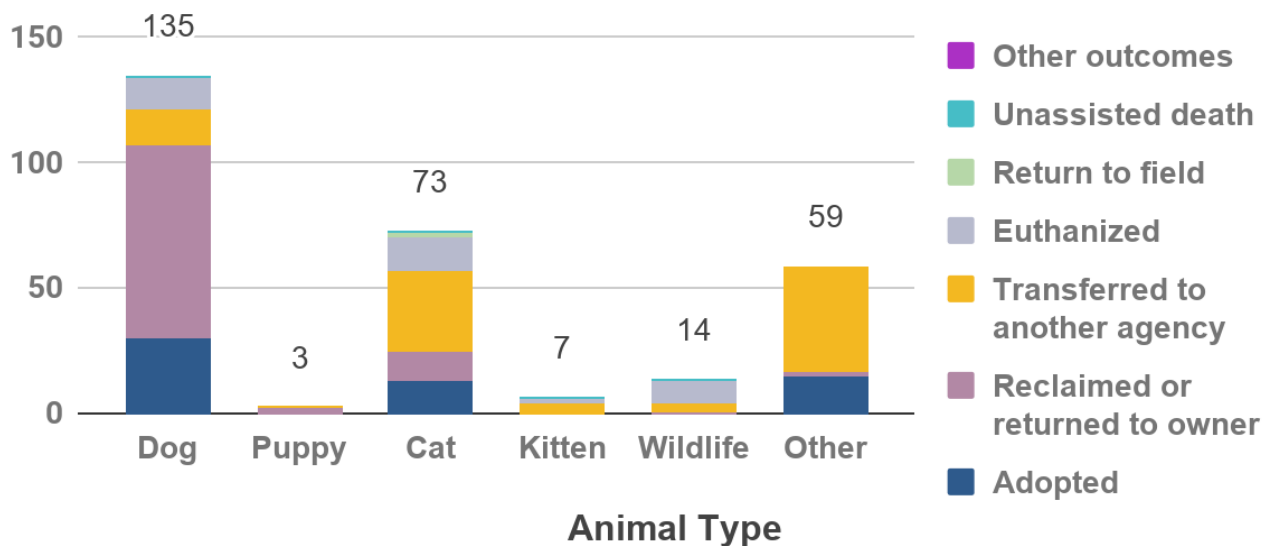




Animal Outcomes (continued)

Outcome Type	Dog	Puppy	Cat	Kitten	Wildlife	Other	Total
Adopted	30	0	13	0	0	15	58
Reclaimed/returned to owner	77	2	12	0	1	2	94
Transferred to another agency	14	1	32	4	3	42	96
Euthanized	13	0	13	2	9	0	37
Return to field	0	0	2	0	0	0	2
Unassisted death	1	0	1	1	1	0	4
Other outcomes	0	0	0	0	0	0	0
Total	135	3	73	7	14	59	291

Animal Outcomes by Type and Circumstance





Volunteers

With in-shelter volunteer activities suspended due to COVID-19, all volunteer hours in March were recorded by foster volunteers and transport volunteers.

Volunteer Role	Hours
Foster: Cats and Kittens	4,914
Foster: Dogs and Puppies	3,480
Foster: Other	690
Transport	11
Total	9,095

**The total hourly contribution for all foster volunteers is estimated to be three (3) hours per day, per foster home. Setting an hourly rate for all foster homes regardless of number or type of animals is considered an industry standard by the Humane Society of the United States (HSUS), and has been in practice at MCAS for many years.*

Online Resources

Page Category	Page Views
Adoptable Pets	43,168
Lost & Found Pets	33,778
Home Page Visits	27,374
Licensing Resources	18,242
News & Updates	1,931
Low-Cost Services	3,288
Kitten Resources	1,012
Field Services	3,417
Volunteering	1,204
Other Pages	14,479
Total	147,893

Many services provided by MCAS are accessible online, at multcopets.org. Here, pet owners can search for lost pets, try to find the owners of found pets, search for adoptable companions, license their animals, and learn about other resources available to them, such as information about caring for kittens, low cost services, emergency response and other field services, volunteer opportunities, and regional news.



Field Services

Field Services officers responded to 561 urgent needs of community members and their pets, investigated cases of potential cruelty or neglect, and picked up stray, injured, potentially dangerous, or deceased animals.

Dispatch Category	Count	Percentage
Deceased Animal Pickup	105	19%
Stray Animal	66	12%
Suspected Cruelty / Neglect	124	22%
Loose aggressive animal (<i>Animals actively charging, attacking, or chasing people or animals</i>)	59	11%
Bite Investigation	72	13%
Loose nuisance animal	14	2%
Injured Animal	41	7%
Abandoned Animal	17	3%
Animal Placed in Protective Custody	22	4%
Other	41	7%
Total	561	100%

Pet Licensing

While there is an ongoing amnesty period for pet licensing requirements due to COVID-19 related hardships, and physical distancing requirements, MCAS issued 3,520 total licenses in March.

License Type	Cats	Dogs	Total
Total licenses issued	1,196	2,324	3,520