



Summary

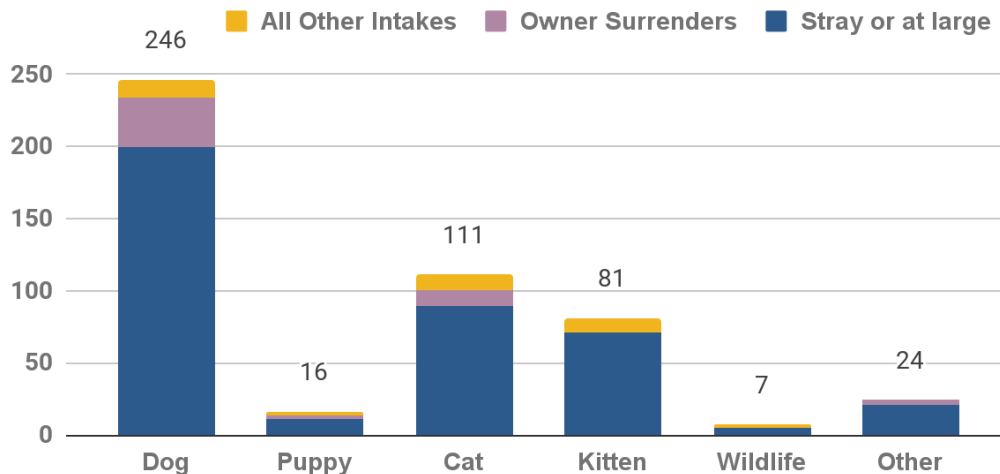
The April 2024 monthly report includes return to owner (RTO) rates for found animals, average length of stay (LOS), and live-release-rates. These are key industry measures for the effectiveness of shelter operations to reunite or find placements for animals. There are also numbers of volunteers in each role, in addition to contributed hours.

Animal Intake

MCAS accepted stray dogs, sick, injured or at-risk adult cats and kittens from the public. Officers also picked up stray or lost animals. Owner-surrendered animals were accepted on a case by case basis, depending on urgent circumstances; *adoption returns are also included in the total*. Other intakes represent animals placed into protective custody by Animal Services officers, injured wildlife, or other Field-Services circumstances.

Intake Type	Dog	Puppy	Cat	Kitten	Wildlife	Other	Total
Stray or at large	199	11	90	71	5	21	397
Owner Surrenders	35	2	10	0	0	3	50
All Other Intakes	12	3	11	10	2	0	38
Total Live Intake	246	16	111	81	7	24	485

Animal Intake by Type and Circumstance



Veterinary Care Provided

Animal Health and Animal Care staff provided a wide range of veterinary services to animals in care.

To keep animals healthy, Animal Health staff administered vaccinations, including rabies, [DA2PP](#) and Bordetella for dogs and puppies, and [FVRCP](#) for cats and kittens.



They provided health exams and consultations, including routine exams, wound checks, pre-surgery checkups, behavior assessments, and reviewing test results or diagnoses with foster volunteers. *Due to veterinary staff availability, spay and neuter surgeries for shelter animals were limited, and many adopters were issued vouchers to complete surgeries and rabies vaccination at contracted veterinary clinics, including Oregon Humane Society.*



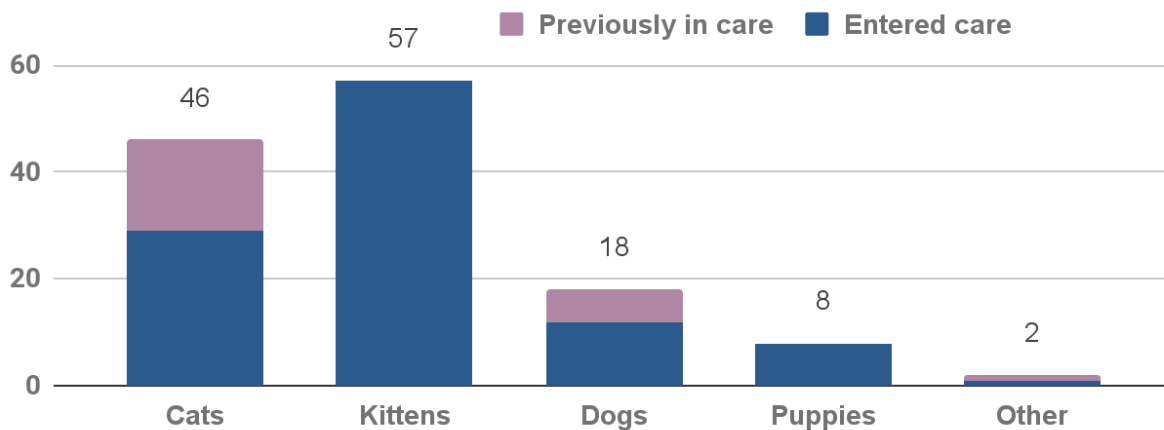
Veterinary Service	Cats	Kittens	Dogs	Puppies	Other	Total
Health Exams & Consults	314	92	451	38	39	934
Spay & Neuter Surgeries	30	5	28	3	4	70
Medications Administered	54	16	14	0	0	84
Tests & Diagnostics	3	1	3	4	0	11
Vaccinations	131	21	277	25	6	460
Other Vet Treatments	111	92	528	57	10	798
Total Services	643	227	1,301	127	59	2,357

Fostered Animals

The majority of animals in foster care were cats, dogs, kittens, and puppies. Many animals entered and left foster care over the course of the month, so the total number represents the cumulative total, and not the maximum number of animals in care at one time. **Thank you to 66 foster volunteers for your lifesaving service.**

Animal type	Entered care	Previously in care	Total in foster care	Returned from care
Cats	29	17	46	21
Kittens	57	0	57	23
Dogs	12	6	18	9
Puppies	8	0	8	5
Other	1	1	2	1
Total	107	24	131	59

Animals in Foster Care



Animal Outcomes

Length of Stay (LOS)	Dog	Puppy	Cat	Kitten	Overall
Average Days	8	5	14	6	9

Return to Owner (RTO)*	Dog	Puppy	Cat	Kitten	Other	Total
Stray (No ID)	48%	0%	16%	0%	0%	25%
Stray (With ID)	69%	n/a	38%	n/a	0%	58%
Average RTO Rate	54%	0%	21%	0%	0%	32%

*RTO is calculated only for reclaimed animals with a stray intake circumstance.

Live Release Rate (Live Outcomes / Total Outcomes)*

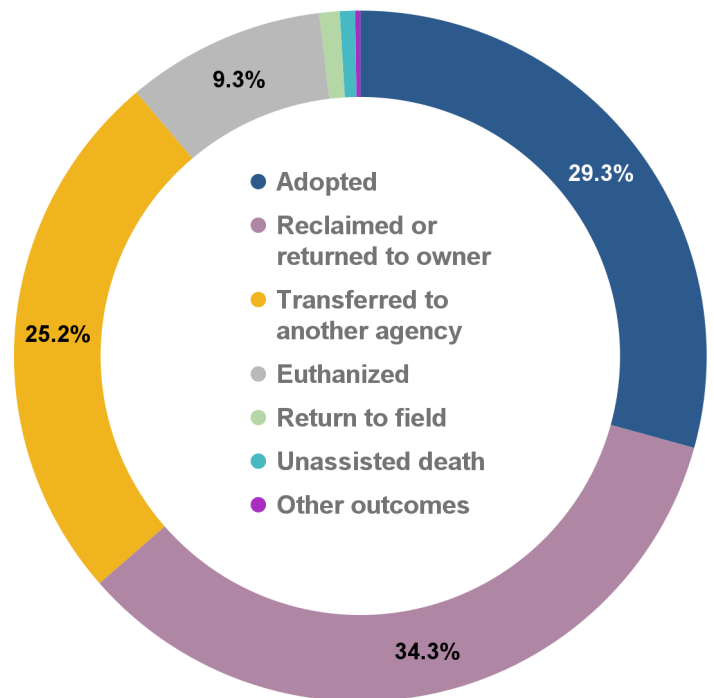
Dog	Puppy	Cat	Kitten	Wildlife	Other	Domestic Total	Total
94.1%	100.0%	85.0%	82.5%	57.1%	90.9%	90.3%	89.8%

123 or 29.3% of animals were adopted.

144 or 34.3% of animals were reclaimed by their owners. *The majority of animals represented in these outcomes were dogs with a license and/or microchip for owner-contact.*

106 or 25.2% of animals were transferred to another agency.

39 or 9.3% of animals were humanely euthanized, including cases of injured wildlife, injured or severely sick cats and kittens, and other domestic animals for medical reasons, or for behavioral issues which would make an animal unsafe to place back into the community.



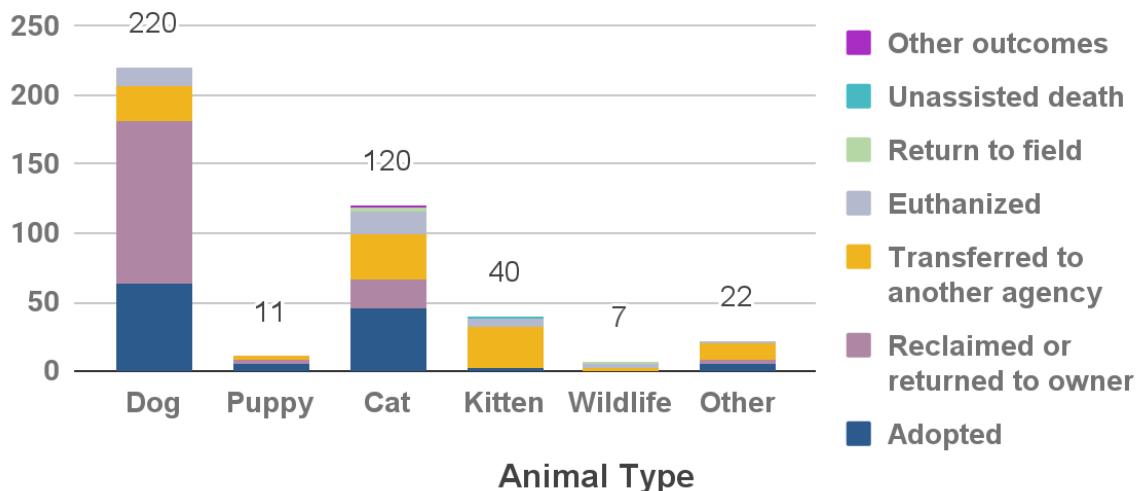
April 2024 - Agency Monthly Report

[Cat intake is officially limited to cases where the cat is sick or injured, or in immediate danger due to cruelty, neglect, and similar circumstances.](#) There is decreased intake volume for cats, and an increased percentage of medically-recommended euthanasia for adult cats due to these intake conditions.

3 cats and 1 wild rabbit, or 1% of animals were returned to field at the location where they were found. 2 kittens and 1 cat, or 0.7% of animals died in care, including 1 cat, and 1 bird. 1 cat, or 0.2% of animals were lost in care (escaped).

Outcome Type	Dog	Puppy	Cat	Kitten	Wildlife	Other	Total
Adopted	64	6	45	2	0	6	123
Reclaimed/returned to owner	117	3	21	0	0	3	144
Transferred to another agency	26	2	33	31	3	11	106
Euthanized	13	0	16	5	3	2	39
Return to field	0	0	3	0	1	0	4
Unassisted death	0	0	1	2	0	0	3
Other outcomes	0	0	1	0	0	0	1
Total	220	11	120	40	7	22	420

Animal Outcomes by Type and Circumstance



Transfers

MCAS transferred 106 or 25.2% of shelter animals to other shelters and rescues. ***Thank you to our community partners for your lifesaving work.***

- Oregon Humane Society
- Cat Adoption Team
- Theresa's Country Feed And Pet Supply
- Rat Way Sanctuary
- Cat Alliance Team Sanctuary
- Bird Alliance Of Oregon
- Oregon Dachshund Rescue
- NW Animal Companions
- Stumptown Strays
- Rose City Rabbit Rescue
- Pets On Broadway
- Oregon Dog Rescue
- Hope's Haven
- Lancaster Four Dog Rescue
- Hiss & Hers Herp Hobbies
- Harmony New Beginnings Animal Rescue
- Furfriends Animal Rescue Inc
- Family Dogs New Life Shelter
- Bulldog Haven NW
- Animal Aid Animal Aid INC
- Angels For Sara Sanctuary

Volunteers

Thank you volunteers for your service to the pets and people of our community!

Volunteer Roles	Volunteers	FTE	Hours
Cats	9	0.44	76
Cleaning	19	0.44	77
Dogs	43	2.71	470
Events	0	0.00	0
Foster Animals	66	16.38	2,838
Info Desk	10	0.86	150
Laundry	14	0.70	121
Transport	2	0.29	49
Other (<i>Office, surgery, reserve officer, etc.</i>)	2	0.15	44
Total*	154	22.06	3,823

*Unique volunteers - many volunteers serve in multiple roles.

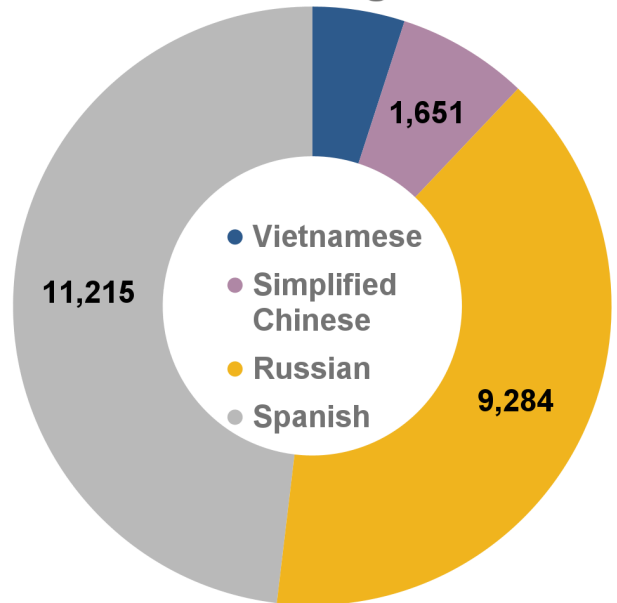
**FTE is the estimated equivalent number of full-time employees.

Online Resources

Many services provided by MCAS are accessible online, at multcopets.org. Members of the public can search for adoptable or lost / found pets, license their pets, and learn about other resources and news. MCAS website pages are translated into four languages.

Page Categories	Page Views
Adoptable Pets	179,005
Lost & Found Pets	54,762
Home Page Visits	26,213
Licensing Resources	20,399
News & Updates	9,461
Low-Cost Services	4,992
Kitten Resources	659
Field Services	4,444
Volunteering	2,227
Other Pages	40,527
Total	342,689

Translated Page Visits



Field Services

Field Services officers responded to 698 urgent needs of community members and their pets, investigated cases of potential cruelty or neglect, loose-aggressive animals, bites, and picked up stray, injured, abandoned, potentially dangerous, or deceased animals. Officers also responded to non-urgent calls such as barking dogs, animal trespass, and other community issues.

Dispatch Category	Count	Percentage
Cruelty Neglect	122	17%
Loose Aggressive	111	16%
Bite Investigation - Dog	64	9%
Stray Holding	54	8%
Dead	53	8%
Protective Custody	47	7%
Wildlife	38	5%
Injured	34	5%
Stray Confined	21	3%
Loose Nuisance	20	3%
Facility Inspection	20	3%
Other	114	16%
Total	698	100%

Pet Licensing

MCAS issued 2,951 total new or renewed licenses.

Type	Cats	Dogs	Total
Licenses Issued	1,027	1,924	2,951