



Summary

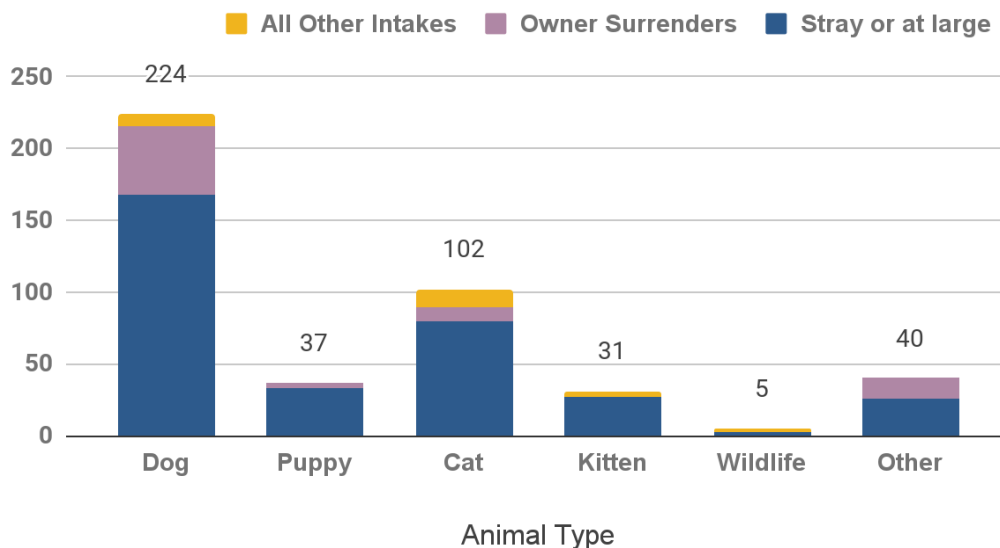
The January 2024 monthly report includes return to owner (RTO) rates for found animals, average length of stay (LOS), in addition to live-release-rates. These are key industry measures for the effectiveness of shelter operations to reunite or find placements for animals. There are also numbers of volunteers in each role, in addition to contributed hours.

Animal Intake

MCAS accepted stray dogs, sick, injured or at-risk adult cats and kittens from the public. Officers also picked up stray or lost animals. Owner-surrendered animals were accepted on a case by case basis, depending on urgent circumstances; *adoption returns are also included in the total*. Other intakes represent animals placed into protective custody by Animal Services officers, injured wildlife, or other Field-Services circumstances.

| Intake Type | Dog | Puppy | Cat | Kitten | Wildlife | Other | Total |
|--------------------------|------------|-----------|------------|-----------|----------|-----------|------------|
| Stray or at large | 168 | 33 | 79 | 27 | 3 | 26 | 336 |
| Owner Surrenders | 47 | 4 | 10 | 0 | 0 | 14 | 75 |
| All Other Intakes | 9 | 0 | 13 | 4 | 2 | 0 | 28 |
| Total Live Intake | 224 | 37 | 102 | 31 | 5 | 40 | 439 |

Animal Intake by Type and Circumstance



Veterinary Care Provided

Animal Health and Animal Care staff provided a wide range of veterinary services to animals in care.

To keep animals healthy, Animal Health staff administered vaccinations, including rabies, [DA2PP](#) and Bordetella for dogs and puppies, and [FVRCP](#) for cats and kittens.



They provided health exams and consultations, including routine exams, wound checks, pre-surgery checkups, behavior assessments, and reviewing test results or diagnoses with foster volunteers. *Due to veterinary staff availability, spay and neuter surgeries for shelter animals were limited, and many adopters were issued vouchers to complete surgeries and rabies vaccination at contracted veterinary clinics, including Oregon Humane Society.*



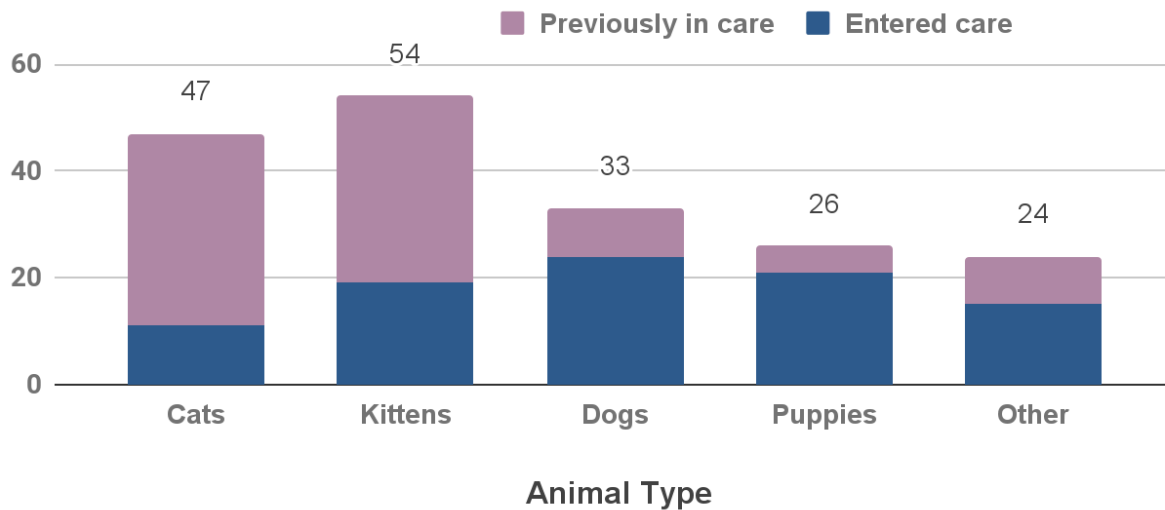
| Veterinary Service | Cats | Kittens | Dogs | Puppies | Other | Total |
|--------------------------|------------|------------|--------------|------------|------------|--------------|
| Health Exams & Consults | 225 | 108 | 428 | 67 | 81 | 909 |
| Spay & Neuter Surgeries | 12 | 24 | 14 | 5 | 14 | 69 |
| Medications Administered | 26 | 12 | 17 | 22 | 1 | 78 |
| Tests & Diagnostics | 8 | 2 | 0 | 1 | 0 | 11 |
| Vaccinations | 118 | 82 | 228 | 48 | 32 | 508 |
| Other Vet Treatments | 119 | 172 | 475 | 166 | 24 | 956 |
| Total Services | 508 | 400 | 1,162 | 309 | 152 | 2,531 |

Fostered Animals

The majority of animals in foster care were kittens, cats, dogs, and puppies. Many animals entered and left foster care over the course of the month, so the total number represents the cumulative total, and not the maximum number of animals in care at one time. **Thank you to 56 foster volunteers for your lifesaving service.**

| Animal type | Entered care | Previously in care | Total in foster care | Returned from care |
|--------------|--------------|--------------------|----------------------|--------------------|
| Cats | 11 | 36 | 47 | 14 |
| Kittens | 19 | 35 | 54 | 35 |
| Dogs | 24 | 9 | 33 | 18 |
| Puppies | 21 | 5 | 26 | 19 |
| Other | 15 | 9 | 24 | 9 |
| Total | 90 | 94 | 184 | 95 |

Animals in Foster Care



Animal Outcomes

| Length of Stay (LOS) | Dog | Puppy | Cat | Kitten | Overall |
|----------------------|-----|-------|-----|--------|---------|
| Average Days | 10 | 14 | 18 | 38 | 16 |

| Return to Owner (RTO)* | Dog | Puppy | Cat | Kitten | Other | Total |
|-------------------------|------------|------------|------------|-----------|------------|------------|
| Stray (No ID) | 36% | 21% | 12% | 10% | 10% | 24% |
| Stray (With ID) | 57% | 11% | 21% | 0% | 20% | 39% |
| Average RTO Rate | 43% | 18% | 14% | 7% | 23% | 28% |

*RTO is calculated only for reclaimed animals with a stray intake circumstance.

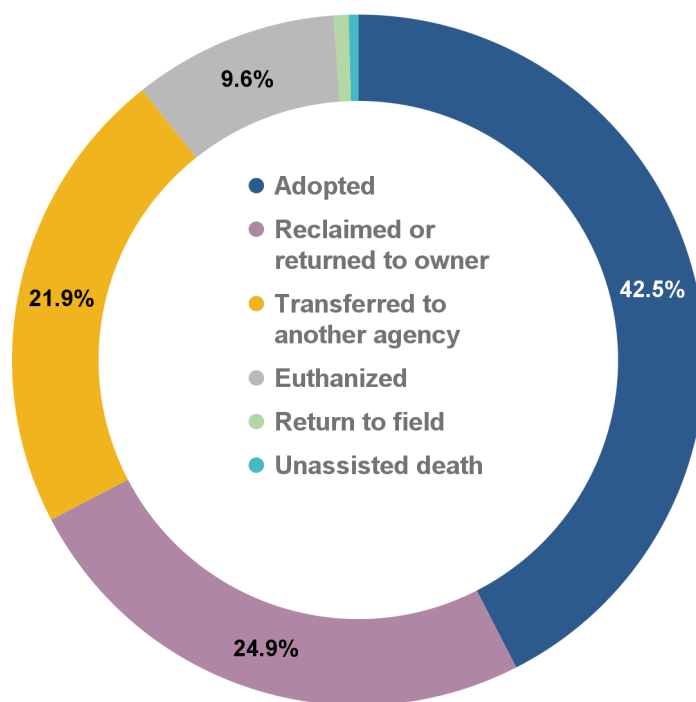
| Live Release Rate (Live Outcomes / Total Outcomes) | | | | | | | |
|--|-------|-------|-------|--------|----------|-------|-------|
| Heading | Dog | Puppy | Cat | Kitten | Wildlife | Other | Total |
| Live Release Rate | 90.7% | 97.2% | 87.2% | 97.9% | 0.0% | 87.8% | 90.0% |

186 or 42.5% of animals were adopted.

109 or 24.9% of animals were reclaimed by their owners. *The majority of animals represented in these outcomes were dogs with a license and/or microchip for owner-contact.*

96 or 21.9% of animals were transferred to another agency.

42 or 9.6% of animals were humanely euthanized, including cases of injured wildlife, injured or severely sick cats and kittens, and other domestic animals at the recommendation of a veterinarian, or for



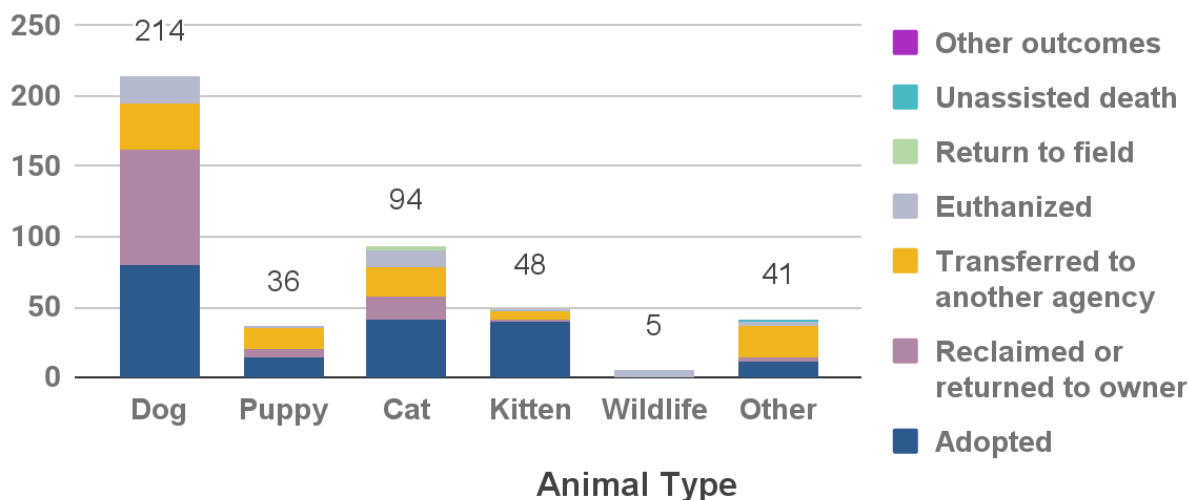
January 2024 - Agency Monthly Report

behavioral issues which would make an animal unsafe to place back into the community. [Cat intake is officially limited to cases where the cat is sick or injured, or in immediate danger due to cruelty, neglect, and similar circumstances](#), and kittens over six weeks old. There is decreased intake volume for cats, and an increased percentage of veterinary-recommended euthanasia for adult cats due to these intake conditions.

3 cats, or 0.7% of animals were returned to field at the location where they were found. 2 animals or 0.5% of animals died in care, including 1 bird, and 1 rabbit.

| Outcome Type | Dog | Puppy | Cat | Kitten | Wildlife | Other | Total |
|-------------------------------|------------|-----------|-----------|-----------|----------|-----------|------------|
| Adopted | 80 | 14 | 41 | 39 | 0 | 12 | 186 |
| Reclaimed/returned to owner | 82 | 6 | 16 | 2 | 0 | 3 | 109 |
| Transferred to another agency | 32 | 15 | 22 | 6 | 0 | 21 | 96 |
| Euthanized | 20 | 1 | 12 | 1 | 5 | 3 | 42 |
| Return to field | 0 | 0 | 3 | 0 | 0 | 0 | 3 |
| Unassisted death | 0 | 0 | 0 | 0 | 0 | 2 | 2 |
| Other outcomes | 0 | 0 | 0 | 0 | 0 | 0 | 0 |
| Total | 214 | 36 | 94 | 48 | 5 | 41 | 438 |

Animal Outcomes by Type and Circumstance



Transfers

MCAS transferred 96 or 21.9% of shelter animals to other shelters and rescues. **Thank you to our community partners for your lifesaving work.**

- Oregon Humane Society
- Cat Adoption Team
- Humane Society Of Southwest Washington
- Stumptown Strays
- Pets On Broadway
- Harmony New Beginnings Animal Rescue
- Jack Russell Rescue OWII
- Family Dogs New Life Shelter
- Theresa's Country Feed And Pet Supply
- Rabbit Advocates
- Hiss & Hers Herp Hobbies
- Jade Rabbit Small Animal Rescue
- Fur Love Haven
- Animal Aid Inc
- Rachel Watsky
- Oregon Dog Rescue
- Herding Dog Rescue Of Central Oregon
- Furfriends Animal Rescue Inc
- Bulldog Haven NW
- Bull Terrier Rescue Inc

Volunteers

Thank you volunteers for your service to the pets and people of our community!

| Volunteer Roles | Volunteers | FTE** | Hours |
|--|------------|--------------|--------------|
| Cats | 13 | 0.52 | 90 |
| Cleaning | 49 | 1.36 | 236 |
| Dogs | 24 | 1.80 | 312 |
| Events | 0 | 0.00 | 0 |
| Foster Animals | 56 | 16.53 | 2,865 |
| Info Desk | 6 | 0.43 | 75 |
| Laundry | 16 | 1.09 | 189 |
| Transport | 2 | 0.08 | 14 |
| Other (Office, surgery, reserve officer, etc.) | 60 | 2.25 | 405 |
| Total* | 192 | 24.15 | 4,186 |

*Unique volunteers - many volunteers serve in multiple roles.

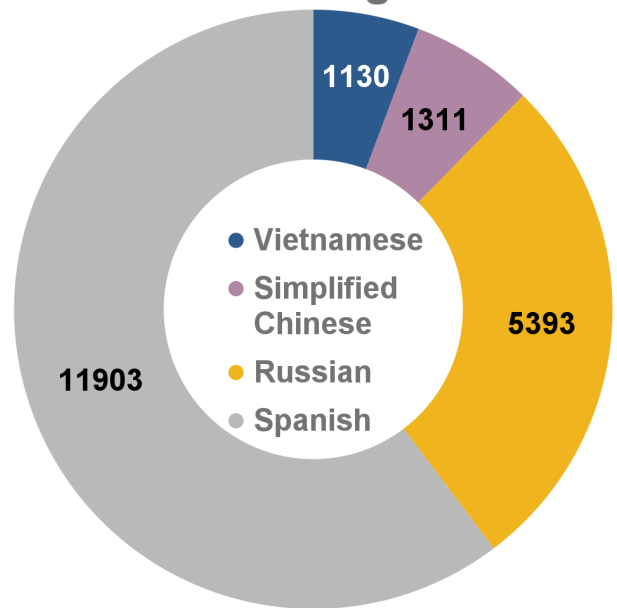
**FTE is the estimated equivalent number of full-time employees.

Online Resources

Many services provided by MCAS are accessible online, at multcopets.org. Members of the public can search for adoptable or lost / found pets, license their pets, and learn about other resources and news. MCAS website pages are translated into four languages.

| Page Categories | Page Views |
|---------------------|----------------|
| Adoptable Pets | 175,189 |
| Lost & Found Pets | 64,798 |
| Home Page Visits | 31,030 |
| Licensing Resources | 19,368 |
| News & Updates | 16,365 |
| Low-Cost Services | 5,657 |
| Kitten Resources | 200 |
| Field Services | 3,506 |
| Volunteering | 2,369 |
| Other Pages | 34,713 |
| Total | 353,195 |

Translated Page Visits



Field Services

Field Services officers responded to 521 urgent needs of community members and their pets, investigated cases of potential cruelty or neglect, loose-aggressive animals, bites, and picked up stray, injured, abandoned, potentially dangerous, or deceased animals. Officers also responded to non-urgent calls such as barking dogs, animal trespass, and other community issues.

| Dispatch Category | Count | Percentage |
|---|------------|-------------|
| Deceased Animal Pickup | 51 | 10% |
| Stray Animal | 99 | 19% |
| Suspected Cruelty / Neglect | 92 | 18% |
| Loose aggressive animal (<i>Animals actively charging, attacking, or chasing people or animals</i>) | 63 | 12% |
| Bite Investigation | 59 | 11% |
| Loose animal | 36 | 7% |
| Injured Animal | 16 | 3% |
| Abandoned Animal | 6 | 1% |
| Animal Placed in Protective Custody | 46 | 9% |
| Wildlife | 16 | 3% |
| Other | 37 | 7% |
| Total | 521 | 100% |

Pet Licensing

MCAS issued 2,330 total new or renewed licenses.

| Type | Cats | Dogs | Total |
|-----------------|------|-------|-------|
| Licenses Issued | 796 | 1,534 | 2,330 |