



## Summary

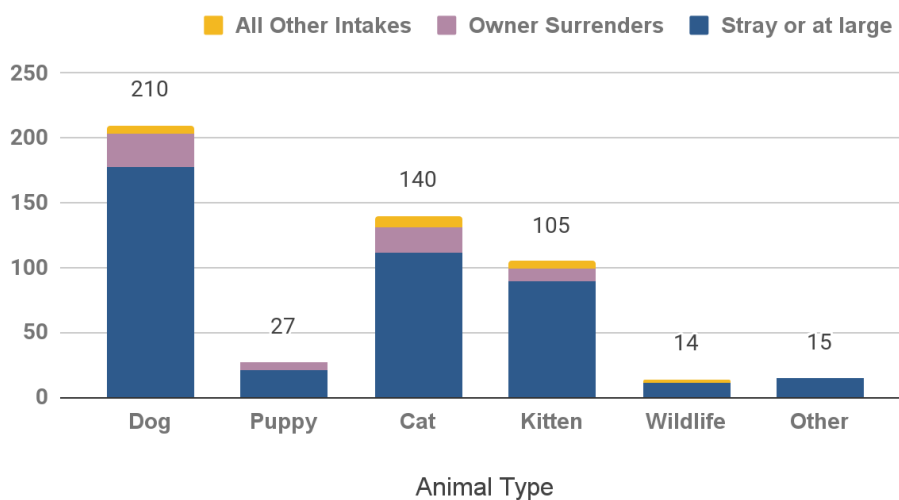
The November 2023 monthly report includes reporting on factors including return to owner (RTO) rates for found animals, average length of stay (LOS), in addition to live-release-rates. These are key industry measures for the effectiveness of shelter operations to reunite or find placements for animals. There are also numbers of volunteers in each role, in addition to contributed hours.

## Animal Intake

MCAS accepted stray dogs, sick, injured or at-risk adult cats and kittens from the public. Officers also picked up stray or lost animals. Owner-surrendered animals were accepted on a case by case basis, depending on urgent circumstances; *adoption returns are also included in the total*. Other intakes represent animals placed into protective custody by Animal Services officers, injured wildlife, or other Field-Services circumstances.

Intake Type	Dog	Puppy	Cat	Kitten	Wildlife	Other	Total
Stray or at large	177	21	112	90	11	15	<b>426</b>
Owner Surrenders	26	6	19	9	0	0	<b>60</b>
All Other Intakes	7	0	9	6	3	0	<b>25</b>
<b>Total Live Intake</b>	<b>210</b>	<b>27</b>	<b>140</b>	<b>105</b>	<b>14</b>	<b>15</b>	<b>511</b>

Animal Intake by Type and Circumstance



## Veterinary Care Provided

Animal Health and Animal Care staff provided a wide range of veterinary services to animals in care.

To keep animals healthy, Animal Health staff administered 438 vaccinations, including rabies, [DA2PP](#) and Bordetella for dogs and puppies, and [FVRCP](#) for cats and kittens.



They provided 985 health exams and consultations, including routine exams, wound checks, pre-surgery checkups, behavior assessments, and reviewing test results or diagnoses with foster volunteers. *Due to veterinary staff availability, spay and neuter surgeries for shelter animals were limited, and many adopters were issued vouchers to complete surgeries and rabies vaccination at contracted veterinary clinics, including Oregon Humane Society.*



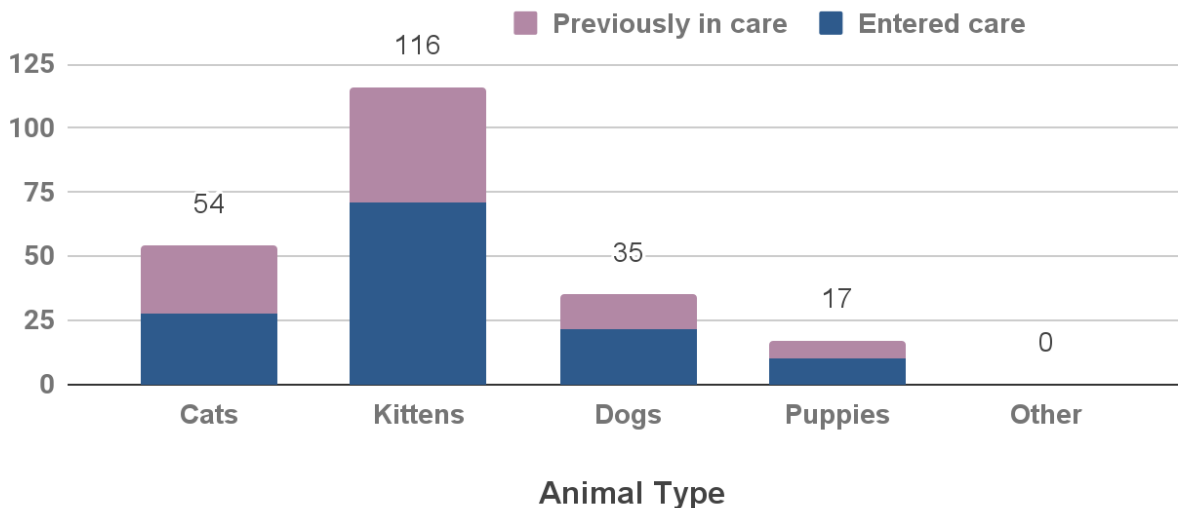
Veterinary Service	Cats	Kittens	Dogs	Puppies	Other	Total
Health Exams & Consults	256	259	393	45	32	985
Spay & Neuter Surgeries	14	14	16	0	2	46
Medications Administered	51	140	28	0	0	219
Tests & Diagnostics	3	13	0	0	0	16
Vaccinations	74	80	227	49	8	438
Other Vet Treatments	213	554	508	121	4	1,400
<b>Total Services</b>	<b>611</b>	<b>1,060</b>	<b>1,172</b>	<b>215</b>	<b>46</b>	<b>3,104</b>

## Fostered Animals

The majority of animals in foster care were kittens, cats, dogs, and puppies. Many animals entered and left foster care over the course of the month, so the total number represents the cumulative total, and not the maximum number of animals in care at one time. **Thank you to 115 foster volunteers for your lifesaving service.**

Animal type	Entered care	Previously in care	Total in foster care	Returned from care
Cats	28	26	54	18
Kittens	71	45	116	50
Dogs	22	13	35	27
Puppies	10	7	17	10
Other	0	0	0	0
<b>Total</b>	<b>131</b>	<b>91</b>	<b>222</b>	<b>105</b>

**Animals in Foster Care**



## Animal Outcomes

Length of Stay (LOS)	Dog	Puppy	Cat	Kitten	Overall
Average Days	16	9	23	23	18

Return to Owner (RTO)*	Dog	Puppy	Cat	Kitten	Other	Total
Stray (No ID)	39%	22%	6%	0%	0%	18%
Stray (With ID)	56%	100%	22%	0%	86%	47%
<b>Average RTO Rate</b>	<b>44%</b>	<b>33%</b>	<b>11%</b>	<b>6%</b>	<b>40%</b>	<b>25%</b>

\*RTO is calculated only for reclaimed animals with a stray intake circumstance.

### Live Release Rate (Live Outcomes / Total Outcomes)

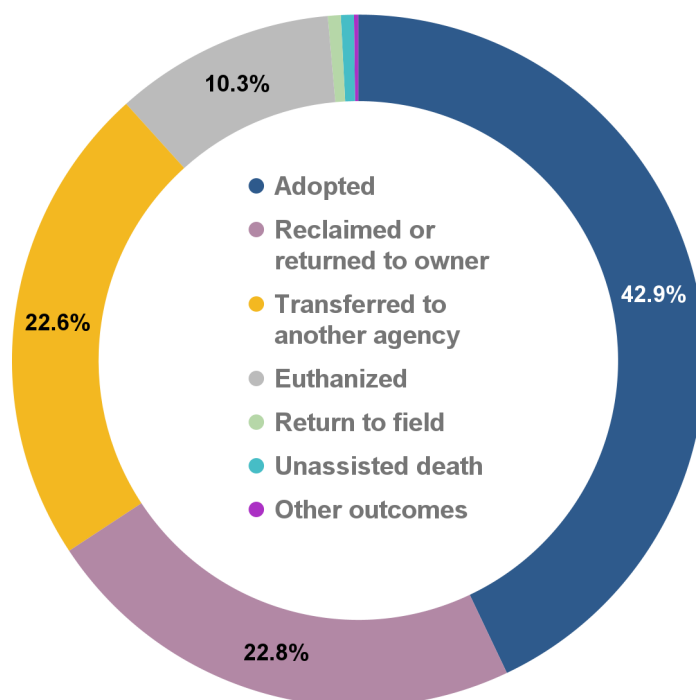
Heading	Dog	Puppy	Cat	Kitten	Wildlife	Other	Total
Live Release Rate	91.4%	100.0%	86.2%	92.5%	15.4%	93.8%	88.9%

213 or 42.9% of animals were adopted.

113 or 22.8% of animals were reclaimed by their owners. *The majority of animals represented in these outcomes were dogs with a license and/or microchip for owner-contact.*

112 or 22.6% of animals were transferred to another agency.

51 or 10.3% of animals were humanely euthanized, including cases of injured wildlife, injured or severely sick cats and kittens, and other domestic animals at the recommendation of a veterinarian, or for



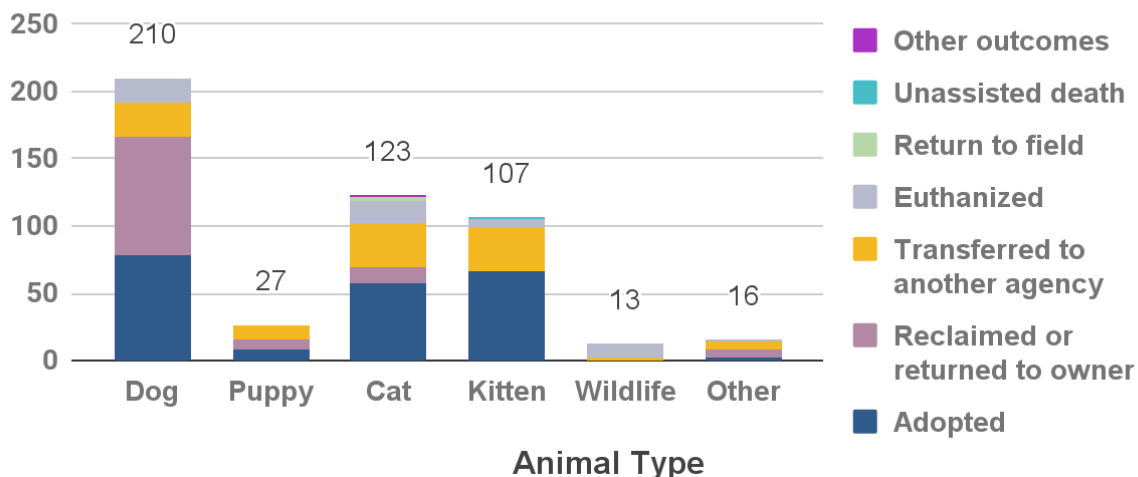
# November 2023 - Agency Monthly Report

behavioral issues which would make an animal unsafe to place back into the community. [Cat intake is officially limited to cases where the cat is sick or injured, or in immediate danger due to cruelty, neglect, and similar circumstances](#), and kittens over six weeks old. There is decreased intake volume for cats, and an increased percentage of veterinary-recommended euthanasia for adult cats due to these intake conditions.

3 cats, or 0.6% of animals were returned to field at the location where they were found. 3 animals or 0.6% of animals died in care, including 2 kittens, and 1 cat. 1 cat or 0.2% of animals had other outcomes- lost in care.

Outcome Type	Dog	Puppy	Cat	Kitten	Wildlife	Other	Total
Adopted	78	9	57	66	0	3	213
Reclaimed/returned to owner	88	7	12	0	0	6	113
Transferred to another agency	26	11	34	33	2	6	112
Euthanized	18	0	15	6	11	1	51
Return to field	0	0	3	0	0	0	3
Unassisted death	0	0	1	2	0	0	3
Other outcomes	0	0	1	0	0	0	1
<b>Total</b>	<b>210</b>	<b>27</b>	<b>123</b>	<b>107</b>	<b>13</b>	<b>16</b>	<b>496</b>

## Animal Outcomes by Type and Circumstance



## Transfers

MCAS transferred 112 or 22.6% of shelter animals to other shelters and rescues. **Thank you to our community partners for your lifesaving work.**

- Oregon Humane Society
- Cat Adoption Team
- Cat Alliance Team Sanctuary
- Stumptown Strays
- Portland Community College Vet Tech Dept.
- Family Dogs New Life Shelter
- Silver Linings Rescue Ranch Dog Rescue
- Pets On Broadway
- Portland Audubon
- Animal Aid INC
- The Heart Of Rescue
- SOS Lost Pet Rescue NW, Inc
- Salem Dogs Rescue
- Pacific Pug Rescue
- Oregon Weimaraner Rescue
- Jack Russell Rescue Owii
- Indigo Rescue
- Harmony New Beginnings Animal Rescue
- Cats Meow Cat Rescue

## Volunteers

Thank you to volunteers for your service to the animals and people of Multnomah County.

Volunteer Roles	Volunteers	Hours
Cats	8	80
Cleaning	23	148
Dogs	29	460
Events	0	0
Foster Animals	115	5,196
Info Desk	7	103
Laundry	16	157
Transport	1	11
Other ( <i>Office, surgery, reserve officer, etc.</i> )	4	30
<b>Total*</b>	<b>185</b>	<b>6,185</b>

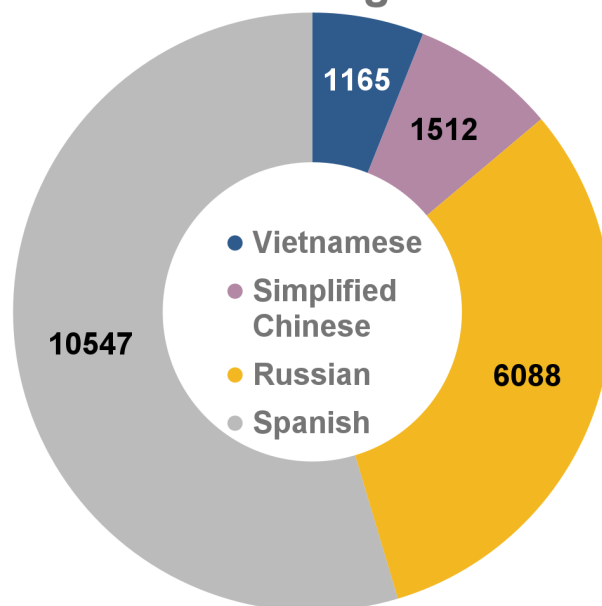
\*Unique volunteers - many volunteers serve in multiple roles.

## Online Resources

Many services provided by MCAS are accessible online, at multcopets.org. Members of the public can search for adoptable or lost / found pets, license their pets, and learn about other resources and news. MCAS website pages are translated into four languages.

Page Categories	Page Views
Adoptable Pets	156,809
Lost & Found Pets	49,694
Home Page Visits	18,442
Licensing Resources	17,071
News & Updates	8,532
Low-Cost Services	4,991
Kitten Resources	268
Field Services	3,724
Volunteering	4,008
Other Pages	56,132
<b>Total</b>	<b>319,671</b>

### Translated Page Visits



## Field Services

Field Services officers responded to 571 urgent needs of community members and their pets, investigated cases of potential cruelty or neglect, loose-aggressive animals, bites, and picked up stray, injured, abandoned, potentially dangerous, or deceased animals. Officers also responded to non-urgent calls such as barking dogs, animal trespass, and other community issues.

Dispatch Category	Count	Percentage
Deceased Animal Pickup	31	5%
Stray Animal	101	18%
Suspected Cruelty / Neglect	129	23%
Loose aggressive animal ( <i>Animals actively charging, attacking, or chasing people or animals</i> )	62	11%
Bite Investigation	74	13%
Loose animal	29	5%
Injured Animal	15	3%
Abandoned Animal	1	0%
Animal Placed in Protective Custody	22	4%
Wildlife	43	8%
Other	64	11%
<b>Total</b>	<b>571</b>	<b>100%</b>

## Pet Licensing

MCAS issued 2,251 total new or renewed licenses.

Type	Cats	Dogs	Total
<b>Licenses Issued</b>	795	1,456	<b>2,251</b>