



Summary

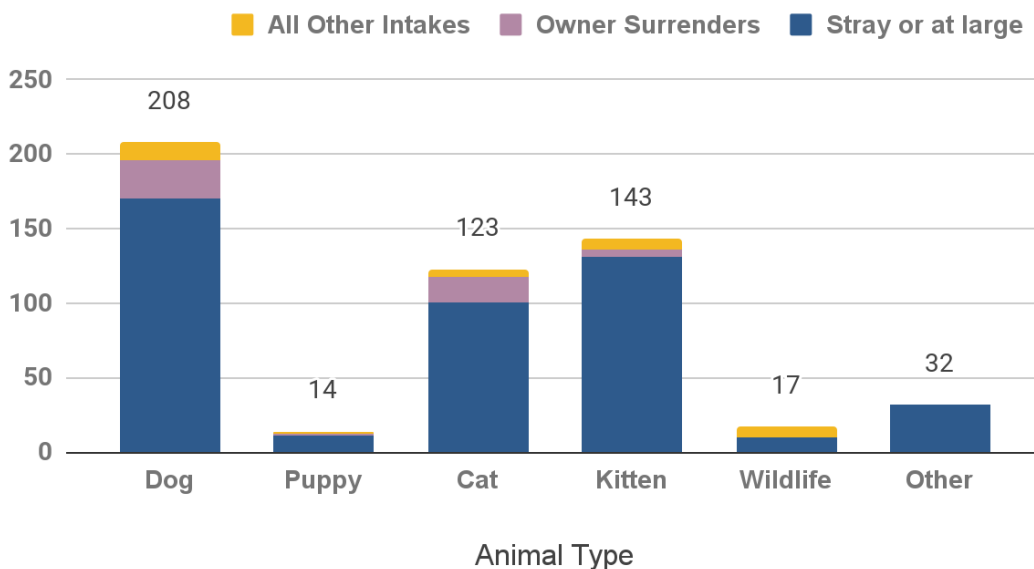
The August 2023 monthly report includes updated reporting on factors including return to owner (RTO) rates for found animals, average length of stay (LOS), in addition to live-release-rates. These are key industry measures for the effectiveness of shelter operations to reunite or find placements for animals. There are also updates for the number of volunteers in each role, in addition to contributed hours.

Animal Intake

MCAS accepted stray dogs, sick, injured or at-risk adult cats and kittens from the public. Officers also picked up stray or lost animals. Owner-surrendered animals were accepted on a case by case basis, depending on urgent circumstances. Other intakes commonly represent animals placed into protective custody by Animal Services officers, injured wildlife, or other Field-Services circumstances.

Intake Type	Dog	Puppy	Cat	Kitten	Wildlife	Other	Total
Stray or at large	170	11	100	131	10	32	454
Owner Surrenders	26	1	18	5	0	0	50
All Other Intakes	12	2	5	7	7	0	33
Total Live Intake	208	14	123	143	17	32	537

Animal Intake by Type and Circumstance



Veterinary Care Provided

Animal Health and Animal Care staff provided a wide range of veterinary services to animals in care.

To keep animals healthy, Animal Health staff administered 624 vaccinations, including rabies, [DA2PP](#) and Bordetella for dogs and puppies, and [FVRCP](#) for cats and kittens.



They provided 960 health exams and consultations, including routine exams, wound checks, pre-surgery checkups, behavior assessments, and reviewing test results or diagnoses with foster volunteers. *Due to veterinary staff availability, spay and neuter surgeries for shelter animals were limited, and many adopters were issued vouchers to complete surgeries and rabies vaccination at contracted veterinary clinics, including Oregon Humane Society.*



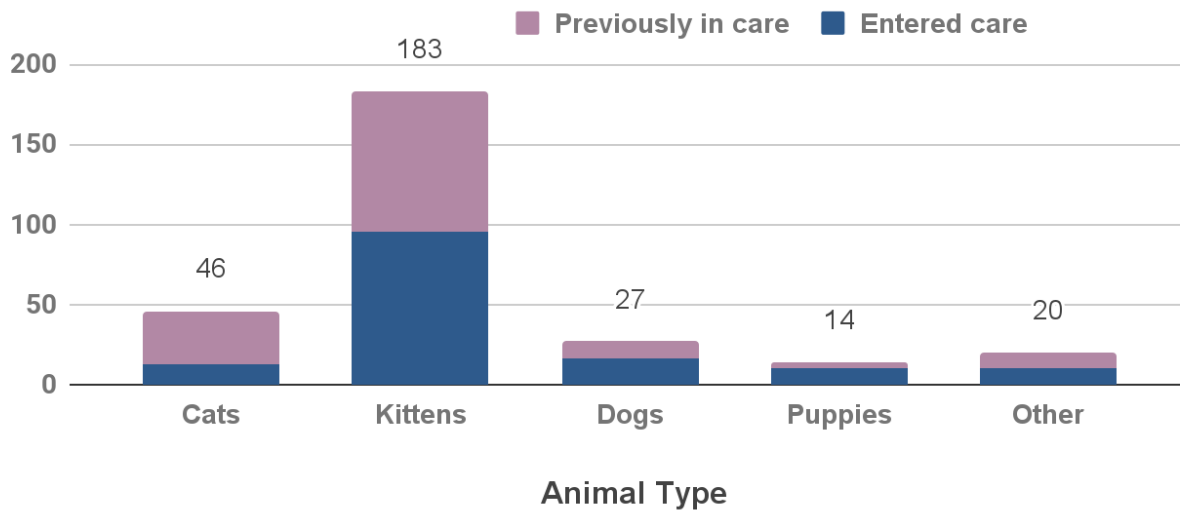
Veterinary Service	Cats	Kittens	Dogs	Puppies	Other	Total
Health Exams & Consults	201	331	339	40	49	960
Spay & Neuter Surgeries	13	43	13	3	4	76
Medications Administered	617	833	1,894	39	13	3,396
Tests & Diagnostics	6	8	0	2	0	16
Vaccinations	112	239	220	32	21	624
Other Vet Treatments	131	574	502	75	20	1,302
Total Services	1,080	2,028	2,968	191	107	6,374

Fostered Animals

The majority of animals in foster care were kittens, cats, dogs, rabbits, and puppies. Many animals entered and left foster care over the course of the month, so the total number does not represent the maximum number of animals in care at one time.

Animal type	Entered care	Previously in care	Total in foster care	Returned from care
Cats	13	33	46	12
Kittens	96	87	183	100
Dogs	16	11	27	14
Puppies	11	3	14	10
Other	10	10	20	7
Total	146	144	290	143

Animals in Foster Care



Animal Outcomes

Length of Stay (LOS)	Dog	Puppy	Cat	Kitten	Overall
Average Days	9	8	15	29	16

Return to Owner (RTO)*	Dog	Puppy	Cat	Kitten	Other	Total
Stray (No ID)	42%	10%	9%	0%	18%	17%
Stray (With ID)	81%	100%	22%	0%	0%	49%
RTO Rate	54%	18%	12%	0%	6%	25%

*RTO is calculated only for reclaimed animals with a stray intake circumstance.

Live Release Rate (Live Outcomes / Total Outcomes)

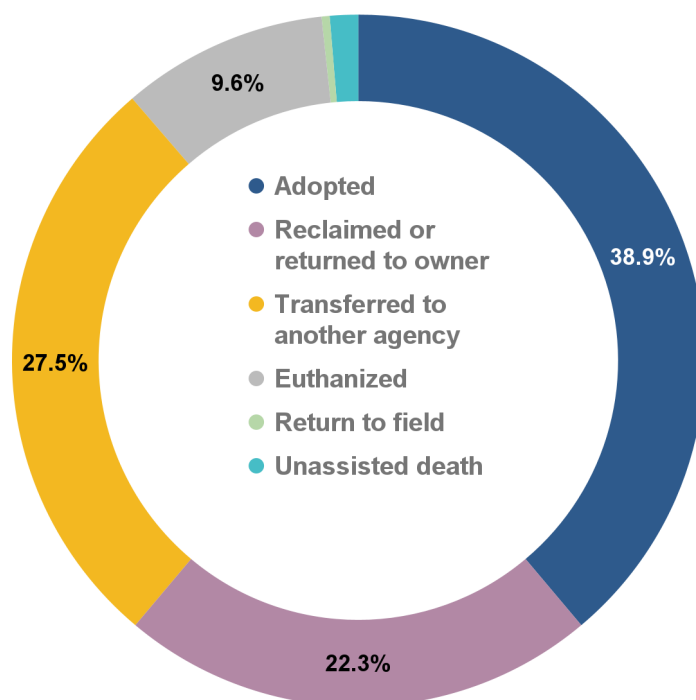
Heading	Dog	Puppy	Cat	Kitten	Wildlife	Other	Total
Live Release Rate	94.3%	100.0%	85.7%	90.5%	15.8%	96.9%	89.1%

206 or 38.9% of animals were adopted.

118 or 22.3% of animals were reclaimed by their owners. *The majority of animals represented in these outcomes were dogs with a license and/or microchip for owner-contact.*

146 or 27.5% of animals were transferred to another agency.

51 or 9.6% of animals were humanely euthanized, including cases of injured wildlife, injured or severely sick cats and kittens, and other domestic animals at the recommendation of a veterinarian, or for



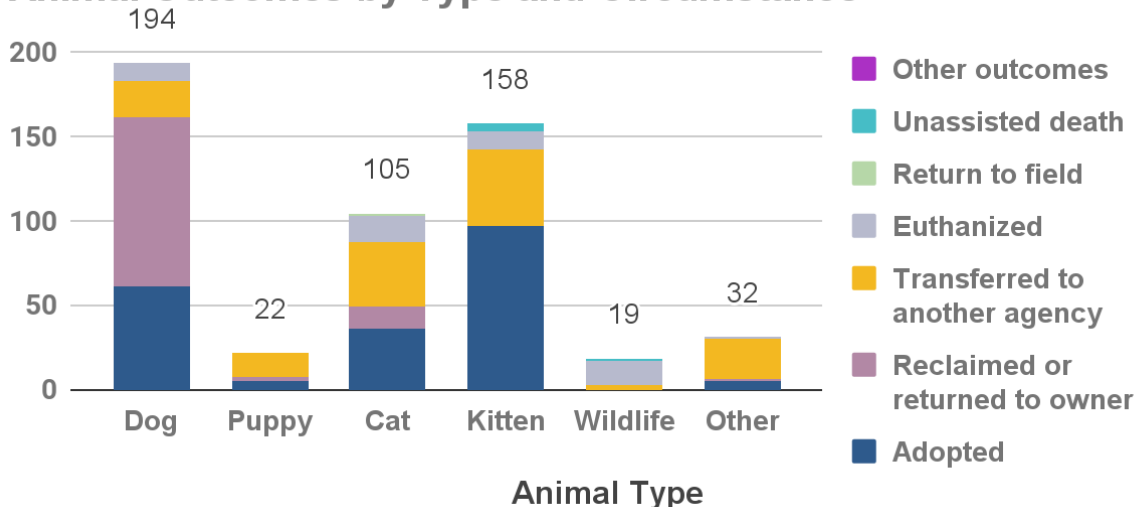
August 2023 - Agency Monthly Report

behavioral issues which would make an animal unsafe to place back into the community. [Cat intake is officially limited to cases where the cat is sick or injured, or in immediate danger due to cruelty, neglect, and similar circumstances](#), and kittens over six weeks old. There is decreased intake volume for cats, and an increased percentage of veterinary-recommended euthanasia for adult cats due to these intake conditions.

2 cats, or 0.4% of animals were returned to field at the location where they were found. 7 animals or 1.3% of animals died in care, including 5 kittens, and 2 wildlife.

Outcome Type	Dog	Puppy	Cat	Kitten	Wildlife	Other	Total
Adopted	62	5	37	97	0	5	206
Reclaimed/returned to owner	100	3	13	0	0	2	118
Transferred to another agency	21	14	38	46	3	24	146
Euthanized	11	0	15	10	14	1	51
Return to field	0	0	2	0	0	0	2
Unassisted death	0	0	0	5	2	0	7
Other outcomes	0	0	0	0	0	0	0
Total	194	22	105	158	19	32	530

Animal Outcomes by Type and Circumstance



Transfers

MCAS transferred 26.9% of shelter animals to other shelters and rescues for adoption placement. *Thank you to our community partners for your lifesaving work.*

- Cat Adoption Team
- Oregon Humane Society
- Pets On Broadway
- Indigo Rescue Inc.
- Furfriends Animal Rescue, Inc
- Portland Audubon
- Harmony New Beginnings
- Animal Aid
- Stumptown Strays
- Silver Linings Rescue Ranch Dog Rescue
- Lancaster Four Dog Rescue
- One Tail at a Time Dog Rescue, LLC
- Humane Society Of Southwest Washington
- Bulldog Haven NW

Volunteers

Foster volunteer hours increased for kitten season, and increased support for long-term resident dogs to provide respite from shelter kennels. Volunteers supported an adoption outreach event.

Volunteer Roles	Volunteers	Hours
Cats	8	81
Cleaning	28	189
Dogs	26	412
Events	21	99
Foster Animals	114	6,588
Info Desk	6	112
Laundry	17	171
Transport	2	12
Other (<i>Office, surgery, reserve officer, etc.</i>)	4	21
Total*	184	7,686

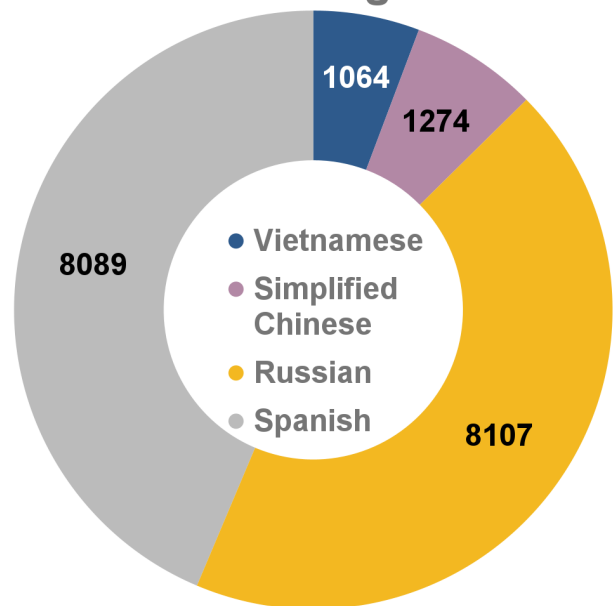
**Unique volunteers - many volunteers serve in multiple roles.*

Online Resources

Many services provided by MCAS are accessible online, at multcopets.org. Members of the public can search for adoptable or lost / found pets, license their pets, and learn about other resources and news. MCAS website pages are translated into four languages.

	Page Views
Adoptable Pets	159,049
Lost & Found Pets	54,735
Home Page Visits	19,679
Licensing Resources	20,003
News & Updates	14,731
Low-Cost Services	5,018
Kitten Resources	385
Field Services	4,337
Volunteering	1,746
Other Pages	55,650
Total	335,333

Translated Page Visits



Field Services

Field Services officers responded to 767 urgent needs of community members and their pets, investigated cases of potential cruelty or neglect, loose-aggressive animals, bites, and picked up stray, injured, abandoned, potentially dangerous, or deceased animals. Officers also responded to non-urgent calls such as barking dogs, animal trespass, and other community issues.

Dispatch Category	Count	Percentage
Deceased Animal Pickup	76	10%
Stray Animal	94	12%
Suspected Cruelty / Neglect	149	19%
Loose aggressive animal (<i>Animals actively charging, attacking, or chasing people or animals</i>)	90	12%
Bite Investigation	93	12%
Loose animal	28	4%
Injured Animal	19	2%
Abandoned Animal	35	5%
Animal Placed in Protective Custody	39	5%
Wildlife	57	7%
Other	87	11%
Total	767	100%

Pet Licensing

MCAS issued 2,805 total new or renewed licenses.

Type	Cats	Dogs	Total
Licenses Issued	955	1,850	2,805