



Summary

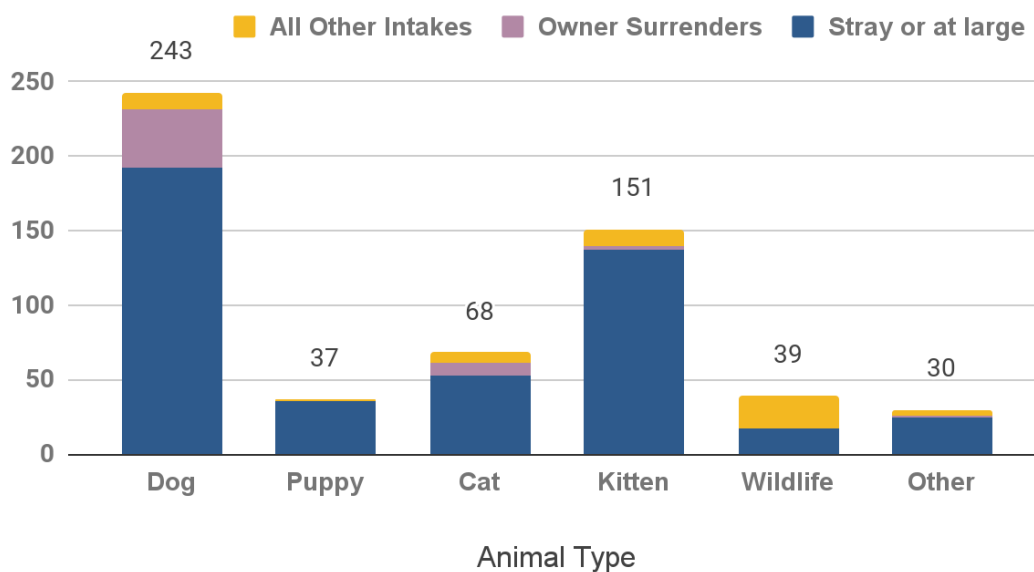
MCAS began an adoption special with 50% reduced adoption fees on April 24, which continued through July.

Animal Intake

MCAS accepted stray dogs, sick, injured or at-risk adult cats and kittens from the public. Officers also picked up stray or lost animals. Owner-surrendered animals were accepted on a case by case basis, depending on urgent circumstances. Other intakes commonly represent animals placed into protective custody by Animal Services officers, injured wildlife, or other Field-Services circumstances.

Intake Type	Dog	Puppy	Cat	Kitten	Wildlife	Other	Total
Stray or at large	192	36	53	137	17	25	460
Owner Surrenders	40	0	8	2	0	1	51
All Other Intakes	11	1	7	12	22	4	57
Total Live Intake	243	37	68	151	39	30	568

Animal Intake by Type and Circumstance



Veterinary Care Provided

Animal Health and Animal Care staff provided a wide range of veterinary services to animals in care.

To keep animals healthy, Animal Health staff administered 588 vaccinations, including rabies, [DA2PP](#) and Bordetella for dogs and puppies, and [FVRCP](#) for cats and kittens.



They provided 1,009 health exams and consultations, including routine exams, wound checks, pre-surgery checkups, behavior assessments, and reviewing test results or diagnoses with foster volunteers. *Due to*

veterinary staff availability, spay and neuter surgeries for shelter animals were limited, and many adopters were issued vouchers to complete surgeries and rabies vaccination at contracted veterinary clinics, including Oregon Humane Society.



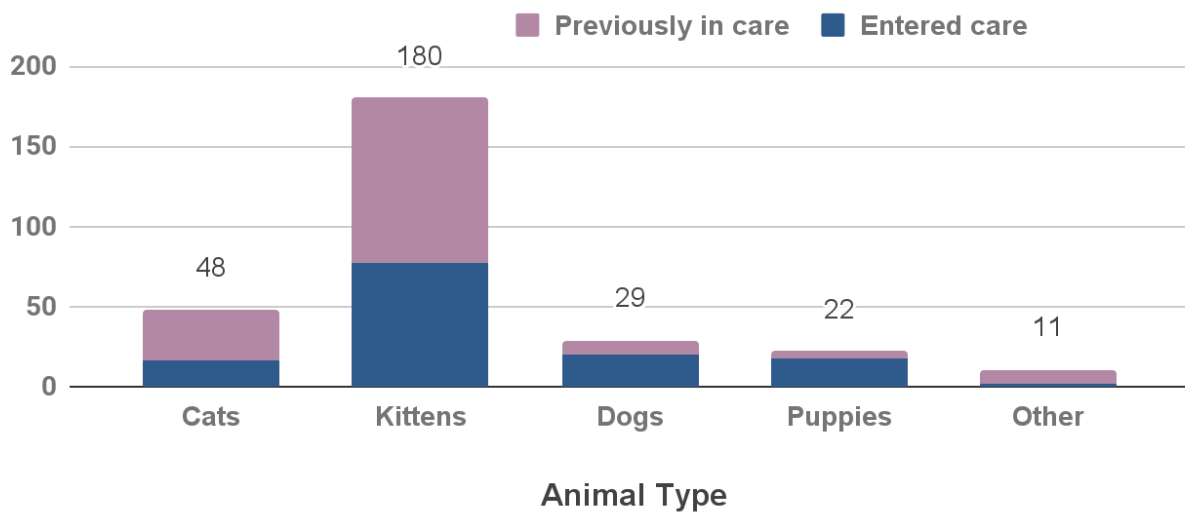
Veterinary Service	Cats	Kittens	Dogs	Puppies	Other	Total
Health Exams & Consults	205	360	342	49	53	1,009
Spay & Neuter Surgeries	13	42	8	0	4	67
Medications Administered	703	3,554	1,745	33	23	6,058
Tests & Diagnostics	1	14	2	1	0	18
Vaccinations	66	241	231	39	11	588
Other Vet Treatments	89	589	527	143	20	1,368
Total Services	1,077	4,800	2,855	265	111	9,108

Fostered Animals

The majority of animals in foster care were kittens, cats, dogs, and puppies. Many animals entered and left foster care over the course of the month, so the total number does not represent the maximum number of animals in care at one time.

Animal type	Entered care	Previously in care	Total in foster care	Returned from care
Cats	16	32	48	17
Kittens	77	103	180	94
Dogs	20	9	29	21
Puppies	18	4	22	18
Other	2	9	11	1
Total	133	157	290	151

Animals in Foster Care



Animal Outcomes

Live Release Rate (Live Outcomes / Total Outcomes)								
	Heading	Dog	Puppy	Cat	Kitten	Wildlife	Other	Total
	Live Release Rate	89.0%	97.1%	82.1%	84.7%	38.9%	97.4%	84.9%

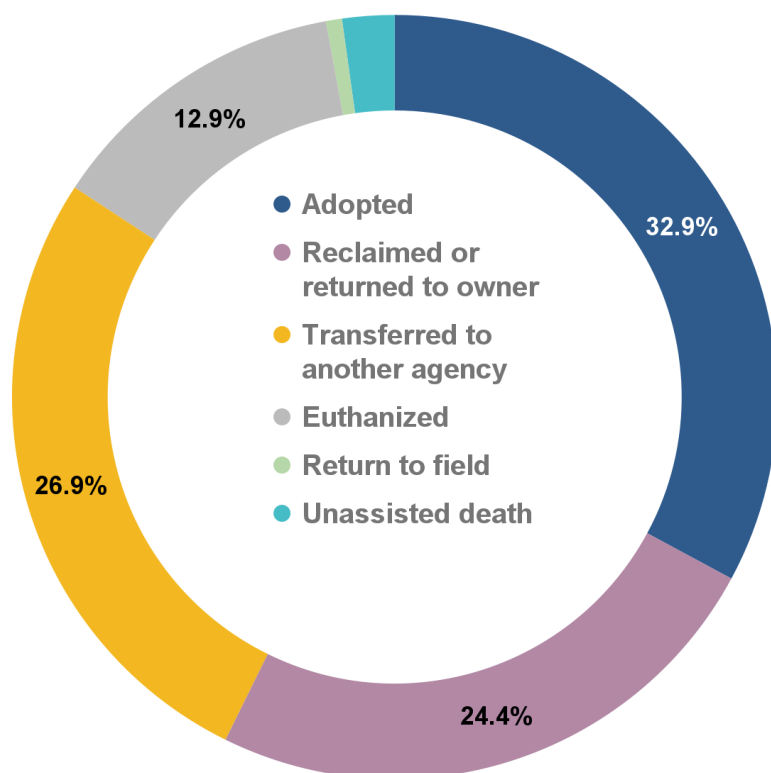
194 or 32.9% of animals were adopted. MCAS began a 50% reduced fee adoption special on April 24 which continued through July.

144 or 24.4% of animals were reclaimed by their owners. The majority of animals represented in these outcomes were dogs with a license and/or microchip for owner-contact.

159 or 26.9% of animals were transferred to another agency.

76 or 12.9% of animals were humanely euthanized, including cases of injured wildlife, injured or severely sick cats and kittens, and other domestic animals at the recommendation of a veterinarian, or for behavioral issues which would make an animal unsafe to place back into the community. [Cat intake is officially limited to cases where the cat is sick or injured, or in immediate danger due to cruelty, neglect, and similar circumstances](#), and kittens over six weeks old. There is decreased intake volume for cats, and an increased percentage of veterinary-recommended euthanasia for adult cats due to these intake conditions.

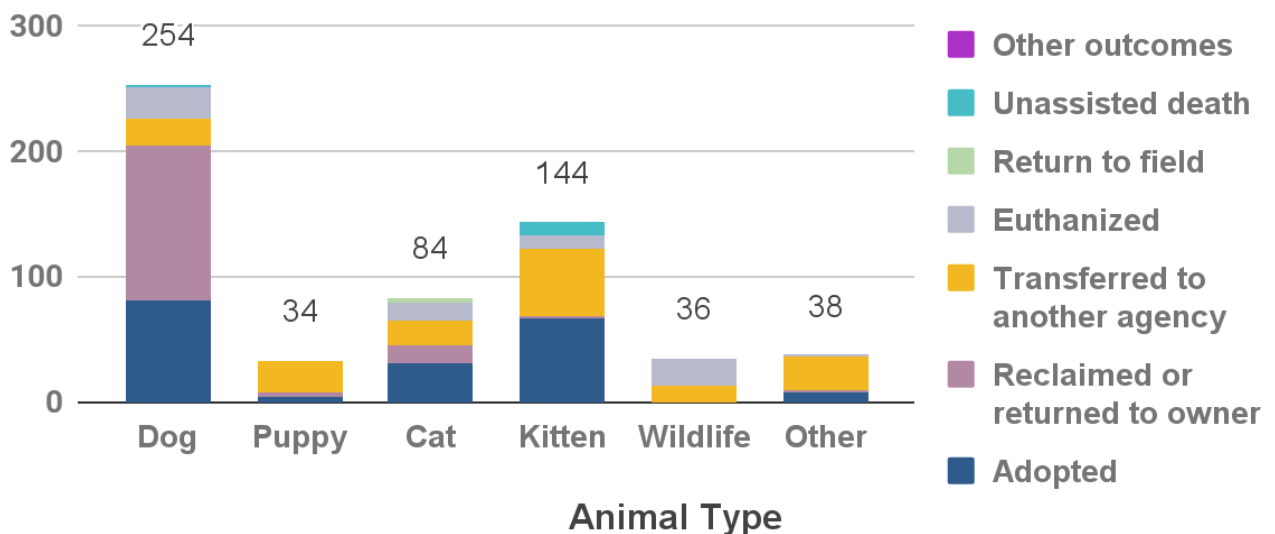
4 cats, or 0.7% of animals were returned to field at the location where they were found. 13 animals or 2.2% of animals died in care, representing 10 kittens, 1 cat, and 2 dogs.



Animal Outcomes (continued)

Outcome Type	Dog	Puppy	Cat	Kitten	Wildlife	Other	Total
Adopted	81	5	31	68	0	9	194
Reclaimed/returned to owner	124	4	14	1	0	1	144
Transferred to another agency	21	24	20	53	14	27	159
Euthanized	26	1	14	12	22	1	76
Return to field	0	0	4	0	0	0	4
Unassisted death	2	0	1	10	0	0	13
Other outcomes	0	0	0	0	0	0	0
Total	254	34	84	144	36	38	590

Animal Outcomes by Type and Circumstance



Transfers

MCAS transferred 26.9% of shelter animals to other shelters and rescues for adoption placement.
Thank you to our community partners for your lifesaving work.

- Oregon Humane Society
- Cat Adoption Team
- Harmony New Beginnings Animal Rescue
- Portland Audubon
- Stumptown Strays
- Hiss & Hers Herp Hobbies
- Pets On Broadway
- Humane Society Of Southwest Washington
- Bulldog Haven NW
- Angels For Sara Sanctuary
- Street Savvy Dog Rescue
- Rabbit Advocates
- Puplandia Dog Rescue
- NW Animal Companions
- Out to Pasture Sanctuary
- Displaced Pets Rescue

Volunteers

Foster volunteer hours increased for kitten season, and increased support for long-term resident dogs to provide respite from shelter kennels.

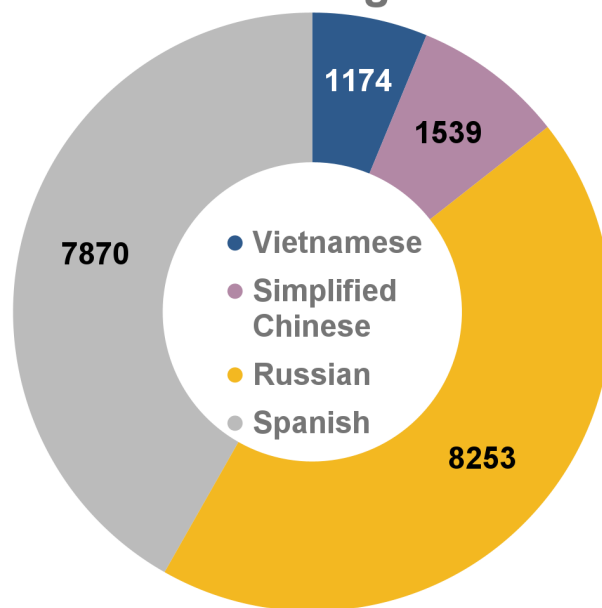
Volunteer Roles	Hours
Foster <i>(all animals)</i>	6,246
Cleaning & Laundry	405
Dogs	356
Cats & Kittens	74
Adoption Info Desk	80
Transport	21
Other <i>(Office, info desk, reserve officer, rabbit enrichment, grooming)</i>	41
Total	7,221

Online Resources

Many services provided by MCAS are accessible online, at multcopets.org. Members of the public can search for adoptable or lost / found pets, license their pets, and learn about other resources and news. MCAS website pages are translated into four languages.

	Page Views
Adoptable Pets	137,889
Lost & Found Pets	57,823
Home Page Visits	21,880
Licensing Resources	20,958
News & Updates	5,716
Low-Cost Services	4,518
Kitten Resources	438
Field Services	5,062
Volunteering	1,774
Other Pages	43,238
Total	299,296

Translated Page Visits



Field Services

Field Services officers responded to 838 urgent needs of community members and their pets, investigated cases of potential cruelty or neglect, loose-aggressive animals, bites, and picked up stray, injured, abandoned, potentially dangerous, or deceased animals. Officers also responded to non-urgent calls such as barking dogs, animal trespass, and other community issues.

Dispatch Category	Count	Percentage
Deceased Animal Pickup	83	10%
Stray Animal	96	11%
Suspected Cruelty / Neglect	153	18%
Loose aggressive animal (<i>Animals actively charging, attacking, or chasing people or animals</i>)	77	9%
Bite Investigation	109	13%
Loose animal	28	3%
Injured Animal	30	4%
Abandoned Animal	27	3%
Animal Placed in Protective Custody	33	4%
Wildlife	92	11%
Other	110	13%
Total	838	100%

Pet Licensing

MCAS issued 3,014 total new or renewed licenses.

Type	Cats	Dogs	Total
Licenses Issued	1,075	1,939	3,014