



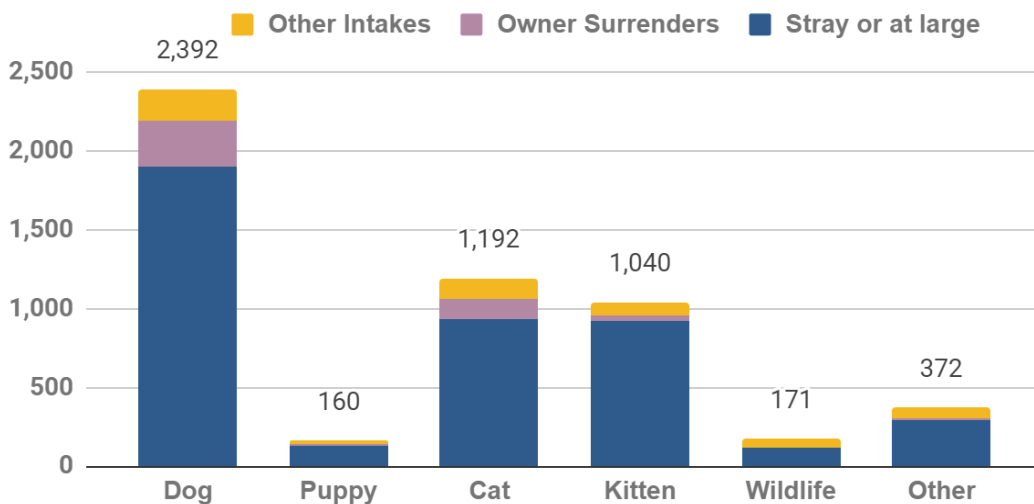
Animal Intake

In CY 2022, MCAS accepted stray dogs, sick or injured adult cats and kittens from the public. Officers also picked up stray or lost animals. Owner-surrendered animals were accepted on a case by case basis, depending on urgent circumstances. Other intakes commonly represent animals impounded by Animal Services officers.

In our community, MCAS serves as a safety net for found animals, cases of potentially dangerous dogs which would not be safe to place back into the community, and also dogs with behaviors and levels of socialization that may have been unmanageable for previous caretakers. MCAS also limits intake for cats to sick, injured, or otherwise vulnerable and at-risk cats. These realities mean that even when the general population of animals served in a year decreases, the intake numbers of these specialized categories of animals remain largely consistent.

Intake Type	Dog	Puppy	Cat	Kitten	Wildlife	Other	Total
Stray or at large	1,901	132	928	924	115	286	4,286
Owner Surrenders	283	4	135	34	0	14	470
Other Intakes	208	24	129	82	56	72	571
Total Live Intake	2,392	160	1,192	1,040	171	372	5,327

Animal Intake by Type and Circumstance



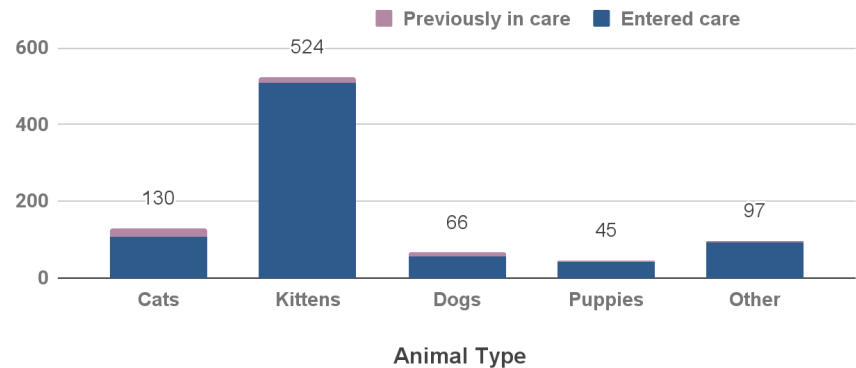


Fostered Animals

In CY 2022, the majority of animals in foster care were kittens, adult cats, dogs, puppies, and rabbits. *Thank you to our dedicated foster volunteers for your care of shelter animals around-the-clock.*

Animal type	Total in foster care
Cats	130
Kittens	524
Dogs	66
Puppies	45
Other	97
Total	862

Animals in Foster Care



Animal Outcomes

The live-release-rate is the percentage of animals with live outcomes at the end of their shelter stay, including returning animals to their families, adoptions, transfers to shelter partners and rescues, or -- in the case of a limited number of cats or wildlife -- being returned to the location where they were found.

MCAS maintains a high live-release rate from year to year thanks in part to the support of the community adopting animals, the collaboration of partners in the Animal Shelter Alliance of Portland (ASAP), regional animal rescues, the work of MCAS staff and volunteers to care for the animals, and an emphasis on contacting owners of found animals.

Dog	Puppy	Cat	Kitten	Wildlife	Other	Total	Domestic Total
91.5%	96.8%	84.4%	90.0%	42.1%	90.0%	88.0%	89.6%

In CY 2022, the live-release rate for dogs was 91.5%, and for puppies it was 96.8%.



Animal Outcomes (continued)

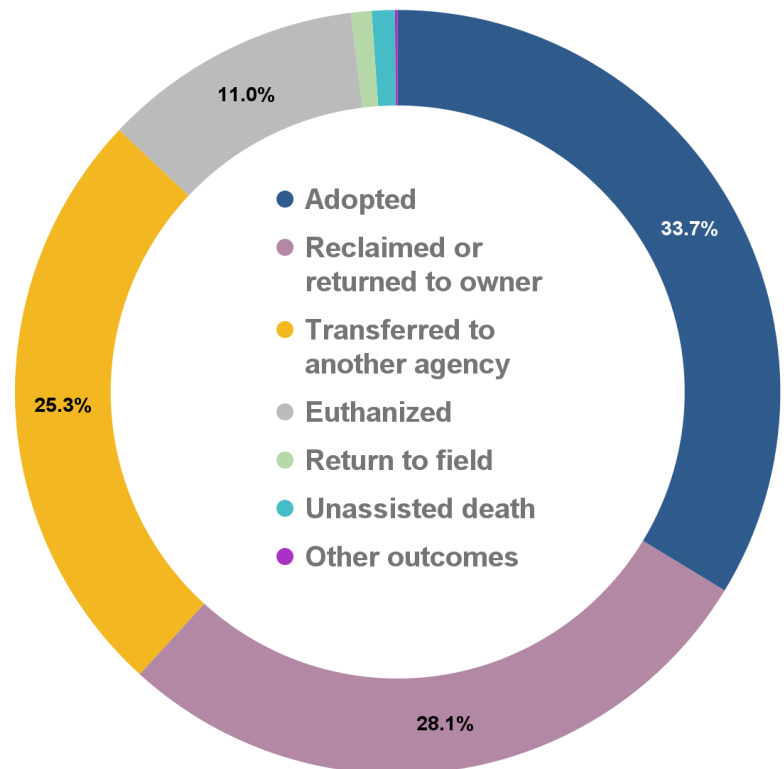
For cats, the live-release rate was 84.4% for adult cats, and 90% for kittens. [Cat intake is officially limited to cases where the cat is sick or injured, or in immediate danger due to cruelty, neglect, and similar circumstances](#), and kittens over six weeks old. *There is decreased intake volume for cats, and an increased percentage of veterinary-recommended euthanasia for adult cats due to these intake conditions.*

The overall live-release rate for animals was 88%. This figure is unadjusted, and includes wildlife, many of which are injured and brought to the shelter by Animal Services Field Officers for transfer to Portland Audubon, or humane euthanasia.

The live release for all domestic animals (all animals except wildlife) was 89.6%.

578 animals (11%) were humanely euthanized, including cases of injured wildlife, injured or severely sick cats, and other domestic animals at the recommendation of a veterinarian, or for behavioral issues which would make an animal unsafe to place back into the community.

51 animals had unassisted deaths while in care. The majority of these animals were neonatal kittens who failed to thrive while being bottle-fed, who have naturally high mortality rates if they are brought to the shelter without a mother to care for them.

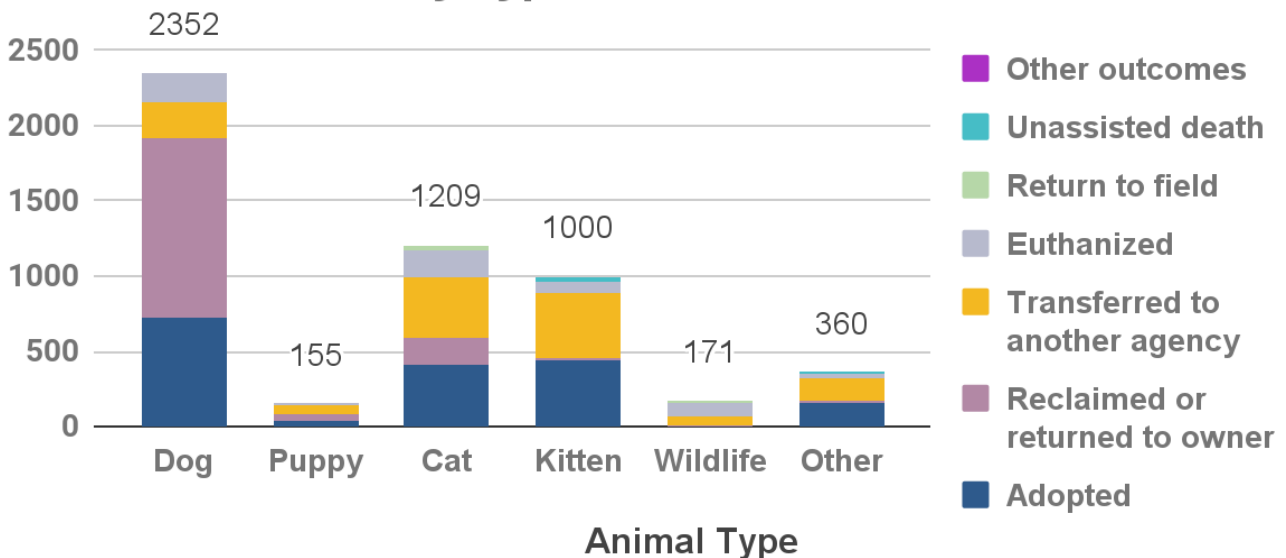




Animal Outcomes (continued)

Outcome Type	Dog	Puppy	Cat	Kitten	Wildlife	Other	Total
Adopted	723	34	413	438	2	158	1768
Reclaimed/returned to owner	1197	48	185	15	5	23	1473
Transferred to another agency	230	68	388	439	57	143	1325
Euthanized	199	3	183	69	96	28	578
Return to field	0	0	32	7	7	0	46
Unassisted death	1	2	6	31	3	8	51
Other outcomes	2	0	2	1	1	0	6
Total	2352	155	1209	1000	171	360	5247

Animal Outcomes by Type and Circumstance





Transfer Partners

Fifty-five (55) organizations transferred 1,325 animals from MCAS over the course of CY 2022. ***Thank you to our community partners for their life-saving services.***

Oregon Humane Society	Street Dog Hero
Cat Adoption Team	Salem Dogs Rescue
Harmony New Beginnings Animal Rescue	Pacific Northwest Bulldog Rescue
Rabbit Advocates	Compass Point Rescue
Audubon Society	Cat's Meow Rescue
Stumptown Strays	Western Aussie Rescue
Northwest Animal Companions	West Columbia Gorge Humane Society
Family Dogs New Life Shelter	University Of Wisconsin
Humane Society Of Southwest Washington	The Heart of Rescue
Pacific Pug Rescue	Sound Equine Options
Michelle Verheyden Reptiles	Seattle Purebred dog Rescue
Rose City Rabbit Rescue	Pixie Project
Hopes Haven	Pei People Shar Pei Rescue
Oregon Department of Fish and Wildlife	Oregon Ferret Shelter
Homeward Bound Pets	One Last Good Home
Animal Aid	Nike Animal Rescue Foundation
Willamette Valley Ferret Shelter	My Way Home
Out to Pasture Sanctuary	Lighthouse Farm Sanctuary
FurFriends Rescue Inc	Lancaster Four Dog Rescue
Woof Project	Jack Russell Rescue
Displaced Pets Rescue	House Of Dreams
One Tail At a Time	Hoagie's House
Hope's Haven	Heartland Humane Society
Golden Bond Rescue	Greyhound Rescue Foundation
Animal Rescue & Care Fund	Deaf Dogs of Oregon
Australian Shepherds Forever	Columbia Humane Society
Angels For Sara Sanctuary	Bull Terrier Rescue Inc
	American Bullmastiff Rescue Services



Volunteers

Volunteer Roles	Hours
Foster <i>(all animals)</i>	42,252
Dogs	2,233
Cats & Kittens	535
Transport	229
Other <i>(Office, laundry, info desk, reserve officer, rabbit enrichment, grooming)</i>	1,533
Total	46,782

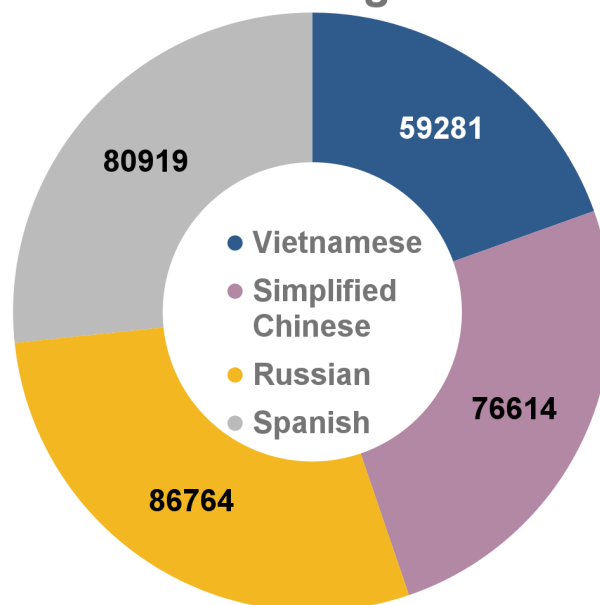
The majority of volunteer hours in CY 2022 were recorded by foster volunteers. Dog volunteers assisted with potty-walks, cat volunteers increased activity, transport volunteers and office volunteers also assisted with administrative tasks, including a team posting found animal profiles to social media.

Online Resources

Many services provided by MCAS are accessible online, at multcopets.org. Members of the public can search for adoptable or lost / found pets, license their pets, and learn about other resources and news. MCAS website pages are translated into four languages.

	Page Views
Adoptable Pets	877,890
Lost & Found Pets	489,902
Home Page Visits	435,300
Licensing Resources	157,304
News & Updates	73,306
Low-Cost Services	41,110
Kitten Resources	9,933
Field Services	53,679
Volunteering	16,038
Other Pages	375,573
Total	2,530,035

Translated Page Visits





Field Services

Field Services officers responded to 7,990 urgent needs of community members and their pets over the course of the year, investigating cases of potential cruelty or neglect, picking up stray, injured, abandoned, potentially dangerous, or deceased animals, and investigating bites and quarantining dogs. Officers also responded to non-urgent calls such as barking dogs, animal trespass, and other community issues.

Dispatch Category	Count	Percentage
Deceased Animal Pickup	882	11%
Stray Animal	1,349	17%
Suspected Cruelty / Neglect	1,530	19%
Loose aggressive animal <i>(Animals actively charging, attacking, or chasing people or animals)</i>	799	10%
Bite Investigation	810	10%
Loose nuisance animal	231	3%
Injured Animal	302	4%
Abandoned Animal	364	5%
Animal Placed in Protective Custody	332	4%
Other	1,391	17%
Total	7,990	100%

Pet Licensing

MCAS issued 27,850 total new or renewed licenses in CY 2022.

Type	Cats	Dogs	Total
Licenses Issued	9,070	18,780	27,850